

Chatsworth



Baseball

2003 MEDIA GUIDE

Chatsworth Baseball 2003 Quick Facts

General Information

Location:	10027 Lurline Ave., Chatsworth, CA 91311
Nickname:	Chancellors
Colors:	Navy, Orange and White
Affiliation:	CIF Los Angeles City Section
League:	West Valley
Home Field:	Chatsworth Ballpark (on campus)
Founded:	1963
Principal:	Dan Wyatt
Athletic Director:	Bud Dow

Baseball Coaches and Staff

Head Coach:	Tom Meusborn (Long Beach State)
Assistant Coach:	Fred Pudrith (Cal State Northridge)
Assistant Coach:	P.C. Shaw (Cal State Northridge)
Head JV Coach:	Ron Martinez (Long Beach State)
Assistant JV Coach:	Mike Encinas (Fresno State)
Assistant JV Coach:	Stuart Sellz (Cal State Northridge)
Head Fr./So. Coach:	Charlie Hatfield (Oklahoma)
Athletic Trainer:	Mike Nash
Team Manager:	Brian Kaplun
Baseball Assistants:	Liz Ramos, Debbie Rizzotti
Public Address Announcer:	Gary Rennpferd
Nurse:	Faith Ichida
Plant Manager:	Chris Gunn
Baseball Office Phone:	(818) 341-6211, Ext. 216

On the Cover

Front row, from left:

Jordan Sisson,
Jason Dominguez

Back row, from left:

Brett Munster,
Justin Cassel,
Keith Renno

Table of Contents

Coaches & Staff

Administrators	2
Staff	3
Coaches	4-5

Varsity

Team	7
Outlook	8-9
Player Profiles	10-14

Junior Varsity

Team	15
Players	16-17

Frosh / Soph

Team	18
Players	19

2002 Stats

Batting	20
Pitching	20
Fielding	20

Year Review

2002	21
2001 & 2000	22
1999 & 1998	23
1997 & 1996	24
1995 & 1994	25
1993 & 1992	26
1991 & 1990	27

City Titles

1983 & 1990	28
1999 & 2001	29

Record Book

Batting Year-by-Year Leaders	30
Pitching Year-by-Year Leaders	30
Individual Season Batting Records	31
Individual Season Pitching Records	32
Career Batting	32
Career Pitching	33

Year-by-Year

1990-1996	34
1997-2002	35
Record Against Opponents	36
Team Records	36
No-Hitters by Chatsworth Pitchers	36
Team Season Records	36

Alumni

Players in College Baseball	37
Players in Professional Baseball	37
Awards	37

Administrators

CHATSWORTH

2003




Dan Wyatt
PRINCIPAL




Laura Voets
ASSISTANT PRINCIPAL



Beverly Bushner
ASSISTANT PRINCIPAL



Terry Potter
ASSISTANT PRINCIPAL




Warren Jarvis
ASSISTANT PRINCIPAL



Bud Dow
ATHLETIC DIRECTOR




Frances Maylad
FINANCE MANAGER



Gary Rennpferd
YOUTH SERVICE COORDINATOR/GM



Faith Ichida
NURSE



Chris Gunn
PLANT MANAGER




Brian Kaplun
TEAM MANAGER



Claudia De La Torre
FINANCE ASSISTANT



Debbie Rizzotti
BASEBALL ASSISTANT



15 Tom Meusborn

HEAD VARSITY COACH


In his 14th season with the Chancellors ... Has career record of 305-79-3 ... Chancellors have won three City Section and 10 WVL titles under his guidance ... Has coached Chatsworth to six City title games ... His teams have been nationally ranked by different publications in 1990, 1998-2002, including No. 1 by USA Today at one point in 2002 ... Honors include California Coaches Assn. coach of the year in 2002, Cal-Hi Sports coach of the year in 2001, American Baseball Coaches Assn. Region 8 coach of the year in 2000, L.A. Times coach of the year in 2000 and 2001, L.A. City coach of the year in 1990 and "Pinnacle of Success" coach of the year in 1990 ... Was a physical education instructor and baseball coach at Grant High in Van Nuys before coming to Chatsworth ... Graduated from Long Beach State ... Resides in Granada Hills with his wife Mary, son Shawn and daughter Kellie.



8 Ron Martinez

HEAD JV COACH


In his 14th season with the Chancellors, 12th as junior varsity head coach ... Has guided the JV team to nine league titles in 10 years ... The 2002 squad finished 22-0 and the 2001 team finished 28-0 ... His 2000 team lost only one game ... Serves as offensive coordinator on the football team ... Currently works as dean of students ... Graduated from Long Beach State ... Resides in Chatsworth with his wife Rita.




12 Charlie Hatfield

HEAD FROSH/SOPH COACH

In his 10th season with the Chancellors ... In his 10th season as head coach of the frosh/soph team ... Also helps coach the varsity ... Has been an integral part of the American Legion baseball program for many seasons, serving as Area 6 commissioner ... Coached a Sylmar legion team to a World Series title ... Graduated from Oklahoma ... Resides in Northridge.





21 Fred Pudrith


ASSISTANT VARSITY COACH

In his 2nd season with the Chancellors ... Was head coach at Monroe High in North Hills from 1997 to 2001... Also coached at Valley College and Crespi High ... Will work with Chancellor infielders ... Played baseball at Van Nuys High ... Graduated from Cal State Northridge.

6 P.C. SHAW

ASSISTANT VARSITY COACH

In his 1st season with the Chancellors ... Spent 2002 season as an assistant coach at Alemany High ... Also had coaching stints at Cal State Northridge and Montclair Prep ... Will work with Chancellor hitters ... Played baseball, football and soccer at Montclair Prep ... Has a B.S. in kinesiology from Cal State Northridge ... Resides in Chatsworth with his wife Valerie.



11 Mike Encinas

ASSISTANT JV COACH

In his 7th season as a JV assistant coach ... Will work with hitters and fielders, and coach first base ... Helped guide the JV team to a 28-0 record in 2001 and a 22-0 record in 2002 ... Has worked as an assistant on the American Legion squad in the summers, including 1999, when the team won the Western regional and reached the World Series ... Is an instructor at Pacoima Middle School ... Graduated from Fresno State ... Has a daughter, Krystle, and a son, Michael ... Resides in Sherman Oaks.

24 Stuart Sellz

ASSISTANT JV COACH

In his 3rd season with the JV and frosh/soph team ... Will work with the pitchers on the JV and frosh/soph teams ... Played at Chatsworth High and at Moorpark College ... Is an instructor at Lawrence Middle School ... Graduated from Cal State Northridge ... Resides in Chatsworth.





NO.	NAME	POSITION	TH/BTS	HT	WT	GRADE
1	Art Cisneros	2B/SS	R/R	5-4	140	SR
2	Kevin Lee	OF	R/R	5-9	180	JR
3	Nimish Patel	SS/2B	R/R	5-8	120	SR
4	Keith Renno	OF	R/R	6-3	195	SR
5	Jordan Sisson	C	R/R	6-0	190	SR
7	Evan Jachno	P	R/R	6-2	185	SR
9	Brett Munster	SS	R/R	6-2	190	SR
17	Bryan Petersen	OF/P	R/L	5-11	180	JR
18	Mike Fernandez	C/3B	R/R	5-10	165	JR
19	Ren Lombardo	3B	R/R	6-2	200	SR
20	Thomas Cassidy	P/1B	R/L	6-0	150	SO
23	Willie Cabrera	2B	R/R	5-9	165	JR
25	Justin Cassel	P	R/R	6-2	190	SR
26	Jared Kops	1B	R/R	6-3	215	JR
27	Jason Dominguez	P/OF	R/R	6-2	180	JR
29	Chris Fredericks	OF/P	R/R	6-0	170	SR
30	Ross Liddell	P	R/R	5-10	170	SR

Coaches

15	Tom Meusborn	Head Coach	Long Beach State
21	Fred Pudrith	Asst. Coach	Cal State Northridge
6	P.C. Shaw	Asst. Coach	Cal State Northridge
12	Charlie Hatfield	Asst. Coach	Oklahoma


TWO...2003

That's the number of victories that separated the Chancellors from their goal of winning a second consecutive Los Angeles City Section championship.

That's the motivation that will drive this year's team: Work left undone.

And with a host of outstanding returning players and several talented newcomers, the Chancellors are poised to make a run at the West Valley League and City titles.

Justin Cassel



PITCHERS


Senior right-hander Justin Cassel and junior right-hander Jason Dominguez form one of the most formidable tandems in the Southland.

Cassel, an All-WVL selection who has signed with UC Irvine, led the Chancellors last season with a 10-2 record, 1.86 earned-run average, 80 strikeouts and three shutouts.

Dominguez was 5-1 with a 3.31 ERA as a spot starter and closer.

The staff also features junior right-hander Bryan Petersen, senior right-hander Evan Jachno (6-0, 1.59 ERA on JV), senior right-hander Ross Liddell (4-0 on JV), senior right-hander Chris Fredericks (one save) and sophomore right-hander Thomas Cassidy (3-0, 2.17 on JV).

Bryan Petersen




"We need our spot starters and relief pitchers to step up and give us opportunities to win," Coach Tom Meusborn said.

Perhaps the most impressive statistic posted by last year's staff was 201 strikeouts and only 54 walks in 206.2 innings.

CATCHERS

UC Davis-bound Jordan Sisson is the starter for the second year in a row, with junior Mike Fernandez as the backup.



Jordan Sisson

Sisson started every game last season and finished with a .318 batting average, four home runs and 25 runs batted in.

Fernandez was second on the JV in batting at .456 and led the team with five home runs.


"I don't think I've ever had two catchers of their ability on the same team," Meusborn said.



Mike Fernandez

INFELDERS

Senior shortstop Brett Munster and junior second baseman Willie Cabrera are the mainstays, with senior third baseman Ren Lombardo, junior first baseman Jared Kops, senior second baseman Nimish Patel, senior shortstop Art Cisneros, sophomore first baseman Thomas Cassidy and Mike Fernandez, who figures to get playing time at third base, rounding off the infield.



Thomas Cassidy



Brett Munster

Munster, an All-WVL selection, batted .360 with seven doubles and led the team with 16 walks. After starting at third base the last two years, he will move to shortstop.

Cabrera started last season and batted .278, but he hit extremely well last summer and fall. He committed only two errors last year for a .977 fielding percentage.

"Brett and Willie will be the strength of our infield," Meusborn said.

Willie Cabrera



Kops led the JV with a .479 batting average, 26 RBIs and eight doubles.

Lombardo, a hard-hitting transfer from Idaho, played steadily in the fall. Patel brings a very reliable glove.

Jared Kops




OUTFIELDERS

An All-City and All-WVL selection, Dominguez moves from right field to center field, where he'll be flanked by senior Keith Renno and Petersen.


"They will be one of the top outfielders in the country," Meusborn said. "All three guys can run and throw."

Dominguez led the team with a .465 batting average, eight home runs and 38 RBIs.



Jason Dominguez

Keith Renno



Renno, who returns to the outfield after playing first base last year, is coming off a .389 season with seven doubles and 10 stolen bases. He has signed with Cal State Northridge.

Petersen, who hits left-handed, batted .333 with eight doubles.

"A starting position will open up for Chris Fredericks, [junior] Kevin Lee, Mike Fernandez or Thomas Cassidy when Jason Dominguez pitches," Meusborn said.

SCHEDULE

The Chancellors love playing at home for two good reasons:

First, they are tough to defeat at their ballpark, posting a record of 39-4-1 there in the last three seasons.

Second, it is one of the premier high school fields, complete with a 1-year-old, ten-inning scoreboard.

But, of course, the Chancellors will have to take to the road, beginning with games in the always difficult

Westside tournament.

Chatsworth has won its division in the tournament the last two years.

As always, the fun trip comes during spring break, when the Chancellors head to Las Vegas for tournament play. This year, however, Chatsworth will participate in the Spring Bash tournament on Monday-Wednesday, April 14-16, instead of the Bishop Gorman tournament later in the week.



Kevin Lee



23

WILLIE CABRERA

Second Base

2B

5-9

165

BR/TR

JR.

Coach's comments: Willie has greatly improved his offensive skills. He'll probably be batting in the top of the order. He can do a lot of things—hit and run, bunt, run the bases. Plus he plays a steady second base. **2002:** Was starting second baseman ... Batted .278 with four doubles ... Led infielders and outfielders with .977 fielding percentage. **2001:** Was JV shortstop and batted .432 ... Had team-high 38 hits. **Personal:** Born Aug. 3, 1986, to Ana Marie Cabrera. **Greatest athletic thrill:** Going 28-0 in freshman season on JV. **Favorite aspect of baseball:** The feeling after you won an important game. **Favorite major league player:** Omar Vizquel. **Best event ever attended:** Raider football game. **Nickname:** Hoser. **Youth baseball:** Sun Valley Burns. **College:** No specific choice.



25

JUSTIN CASSEL

Pitcher

P

6-2

190

BR/TR

SR.

Coach's comments: Justin is legitimately one of the top pitchers in the country. He competes with a great attitude and is one of the hardest-working players on the team. Justin will be matched up against everyone else's No. 1. He understands that will be a low-scoring game and I know he looks forward to that challenge. **2002:** Led staff with 10-2 record, 1.86 ERA and 80 strikeouts ... Walked only 14 batters in 71.1 innings ... Pitched three shutouts ... Had eight complete games ... Second-team All-WVL. **2001:** Finished with 5-2 record and 4.46 ERA ... Made 10 starts ... Struck out 46 ... Second-team All-WVL. **2000:** Was 3-0 with 2.25 ERA in eight appearances ... Held opponents to .212 batting average. **Personal:** Born Sept. 25, 1984, to Barbara Cassel. **Greatest athletic thrill:** Winning the City championship. **Favorite aspect of baseball:** Pitching. **Favorite major league player:** Jon Garland. **Best event ever attended:** 2003 Orange Bowl game. **Nickname:** 25. **Youth baseball:** Northridge Little League. **College:** Signed with UC Irvine.



20

THOMAS CASSIDY

Pitcher/First Base

P/1B

6-0

150

BL/TR

SO.

Coach's comments: Thomas worked hard last fall to improve his skills. He will be competing for time in the outfield, first base and on the mound. Thomas brings a consistent left-handed bat to the team. **2002:** Batted .290 and was third on JV team with 17 RBIs ... Was 3-0 with 2.17 ERA. **Personal:** Born Dec. 21, 1986, to Kathy and Tom Cassidy. **Greatest athletic thrill:** Winning the 2001 USSSA 14 and under World Series. **Favorite aspect of baseball:** Going out on the field every day knowing I can win. **Favorite major league player:** Derek Jeter. **Best event ever attended:** His first major league game. **Nickname:** Topcat. **Youth baseball:** Woodland Hills and Westhills. **College:** Would like to attend UCLA.



1

ART CISNEROS

Second Base/Shortstop

2B/SS

5-4

140

BR/TR

SR.

Coach's comments: Art is an outstanding athlete, which gives him the ability to play many positions. He is a true utility player. His speed will cause problems for opposing teams. **2002:** Batted .400 in limited playing time as catcher. **Personal:** Born Feb. 4, 1985, to Regina and Arturo Cisneros. **Greatest athletic thrill:** In football, making a tackle at the one-yard line to win a Pop Warner championship. **Favorite aspect of baseball:** Fielding ground balls. **Favorite major league player:** Ken Griffey Jr. **Best event ever attended:** Raider game against Kansas City Chiefs last December. **Youth baseball:** San Fernando National Little League. **College:** Would like to attend Nevada Las Vegas or Cal State Northridge.



27

Pitcher/Outfield
JASON DOMINGUEZ

P/OF

6-2

180

BR/TR

JR.

Coach's comments: Jason is the most versatile athlete on the team. He has all the tools to become an outstanding player. Jason will bat in the top part of our lineup and be a midweek starting pitcher. **2002:** Led team with .465 batting average, eight HRs and 38 RBIs ... Had .818 slugging percentage ... Was 5-1 with 3.31 ERA in 11 appearances ... First-team All-City and first-team All-WVL. **2001:** Was 6-0 with 2.08 ERA in seven appearances ... Batted .345 ... Second-team All-WVL. **Personal:** Born Dec. 17, 1985, to Cindy and Fernando Dominguez. **Greatest athletic thrill:** Playing at Dodger Stadium for the City championship. **Favorite aspect of baseball:** The smell of freshly cut grass on a Saturday morning. **Favorite major league player:** Otis Nixon. **Best event ever attended:** Royal Rumble. **Nickname:** Ice. **Youth baseball:** Mid-Valley Pony and North Valley Pony. **College:** Would like to attend Auburn or Pepperdine.



18

Catcher/Third Base
MIKE FERNANDEZ

C/3B

5-10

165

BR/TR

JR.

Coach's comments: Mike has developed into a very good catcher. He also has the ability to play infield and outfield. We're really happy to have him on our team because he can do so many things. **2002:** Led JV team with 31 hits, five HRs and eight triples ... Was second on team with 25 RBIs ... Batted .456. **Personal:** Born Jan. 8, 1986, to Terri and Jess Fernandez. **Greatest athletic thrill:** Winning 50 straight games on JV. **Favorite aspect of baseball:** Hitting a home run. **Favorite major league player:** Jim Edmonds. **Best event ever attended:** Power House concert. **Nickname:** Fern. **Youth baseball:** North Valley Pony. **College:** Would like to attend Louisiana State, UCLA or Michigan.



29

Outfield/Pitcher
CHRIS FREDERICKS

OF/P

6-0

170

BR/TR

SR.

Coach's comments: Chris will compete for time in the outfield and on the mound. He has good speed and hits the ball hard to all fields. Chris will find ways to help our team win. He is one of our hardest-working players. **2002:** Batted .250 and had a save in limited playing time. **2001:** JV pitcher of the year in WVL after posting a 10-0 record with 0.65 ERA ... Batted .429 with team-high 34 RBIs. **Personal:** Born Dec. 28, 1984, to Nani Fredericks. **Greatest athletic thrill:** Winning the City championship at Dodger Stadium. **Favorite aspect of baseball:** Learning something new every day. **Favorite major league player:** Ichiro Suzuki. **Best event ever attended:** Senior PGA Tour tournament at Riviera Country Club. **Nickname:** Freddy. **Youth baseball:** Chatsworth Junior Baseball League. **College:** Would like to attend Cal State Northridge or Santa Clara.



7

Pitcher
EVAN JACHNO

P

6-2

185

BR/TR

SR.

Coach's comments: Evan threw the ball very well at the end of the American Legion season last summer. He has the potential to become a very good pitcher. Evan should see a substantial amount of innings and will compete for the weekend starter position. **2002:** Led JV with 6-0 record, 1.59 ERA and 32 strikeouts. **Personal:** Born May 4, 1985, to Lisa and Alex Jachno. **Greatest athletic thrill:** Pitching a no-hitter in eighth grade. **Favorite aspect of baseball:** Pitching. **Favorite major league player:** Roger Clemens. **Best event ever attended:** World Cup '94. **Nickname:** Jackyls. **Youth baseball:** Mission Hills Little League. **College:** Would like to attend Syracuse.



26

JARED KOPS

First Base

1B

6-3

215

BR/TR

JR.

Coach's comments: Jared has developed into a very good first baseman. He had a solid season last summer with our American Legion team. Jared has the potential to be an outstanding offensive player. **2002:** Led JV with .479 batting average, eight doubles and 26 RBIs. **Personal:** Born March 17, 1986, to Tina and Stewart Kops. **Greatest athletic thrill:** Winning. **Favorite aspect of baseball:** Hitting. **Favorite major league player:** Troy Glaus. **Best event ever attended:** World Series Game 2, Giants vs. Angels. **Nickname:** Kobbs. **Youth baseball:** Chatsworth Junior Baseball League. **College:** Would like to attend San Diego State, UC Santa Barbara or UCLA.



2

KEVIN LEE

Outfield

OF

5-9

180

BR/TR

JR.

Coach's comments: Kevin's hard work last fall has paid off. He has put himself in a position to compete for a starting spot at DH and left field. Kevin is a high-energy player. **2002:** Batted .322 with two HRs and 15 RBIs on JV. **Personal:** Born April 16, 1986, to Peggy Lee. **Greatest athletic thrill:** Going 50-0 in JV career. **Favorite aspect of baseball:** The excitement before each at-bat. **Favorite major league player:** Tim Salmon. **Best event ever attended:** Game 2 of 2002 World Series. **Nickname:** Swole. **Youth baseball:** Chatsworth Junior Baseball League. **College:** Would like to attend Pepperdine, UCLA or Cal State Northridge.



30

ROSS LIDDELL

Pitcher

P

5-10

170

BR/TR

SR.

Coach's comments: Ross is a fastball, curveball pitcher who will rely on both pitches. He can throw strikes from two arm angles. Ross has the ability to get big outs when we need them. **2002:** Had 4-0 record on JV and batted .381. **Personal:** Born July 21, 1985, to Linda and Larry Liddell. **Greatest athletic thrill:** Attending his first baseball game at age 4. **Favorite aspect of baseball:** Competition. **Favorite major league player:** Nolan Ryan. **Best event ever attended:** NBA championship game. **Nickname:** Russell. **Youth baseball:** North Valley Pony. **College:** Would like to attend Cal State Northridge or San Diego State.



19

REN LOMBARDO

Third Base

SS

6-2

200

BR/TR

SR.

Coach's comments: Ren has good speed and power. He can play shortstop and third base. He will play an important role on our team. **2002:** Played in Boise, Idaho. **Personal:** Born April 28, 1985, to Dawn and Ron Lombardo. **Greatest athletic thrill:** Hit a game-winning home run in Little League to send his team to San Bernardino. **Favorite aspect of baseball:** Hitting. **Favorite major league player:** Chipper Jones. **Best event ever attended:** Faith Hill concert. **Nickname:** Bardo. **Youth baseball:** Boise, Idaho. **College:** Would like to attend Oregon State or any other Pacific 10 Conference school.



9

BRETT MUNSTER

Shortstop

3B/SS

6-2

190

BR/TR

SR.

Coach's comments: Brett is one of our most experienced players. We will rely on his leadership to stabilize the infield. Brett will be a solid offensive player in the middle of our lineup. **2002:** Batted .360 with seven doubles ... Led team with 16 walks ... Second on team in assists with 61 ... Second-team All-WVL. **2001:** Batted .244 ... Had 40 assists, third on the team ... Led team with six sacrifice bunts ... One of five players to participate in every game. **2000:** Played JV. **Personal:** Born March 19, 1985, to Cheryl and Gary Munster. **Greatest athletic thrill:** Playing in the City championship game under the lights at Dodger Stadium. **Favorite aspect of baseball:** The history of the game. **Favorite major league players:** Derek Jeter and Troy Glaus. **Best event ever attended:** Dodger game. **Nicknames:** Muner and Flak. **Youth baseball:** Northridge Little League and Mid-Valley Pony. **College:** Would like to attend any Pacific 10 Conference or Big West Conference school.



3

NIMISH PATEL

Second Base

2B

5-8

120

BR/TR

SR.

Coach's comments: Nimish will challenge second baseman Willie Cabrera for the starting position. He knows how to play the game of baseball. Nimish knows what everyone on defense should do when the ball is hit. **2002:** Had limited playing time on JV. **Personal:** Born Sept. 21, 1985, to Lata and Navin Patel. **Greatest athletic thrill:** Winning 50 straight games on JV. **Favorite aspect of baseball:** Making a diving play and throwing the guy out. **Favorite major league player:** Pokey Reese. **Best event ever attended:** His first game at Dodger Stadium. **Nickname:** Nimer. **Youth baseball:** Chatsworth Junior Baseball League. **College:** Would like to attend UCLA or UC Santa Barbara.



17

BRYAN PETERSEN

Outfield/Pitcher

OF/P

5-11

180

BL/TR

JR.

Coach's comments: Bryan is an outstanding athlete. He will play in the outfield and pitch. Bryan brings a powerful left-handed bat to the top of our lineup. **2002:** Batted .333 with eight doubles and two triples. **2001:** Played at L.A. Baptist High. **Personal:** Born April 9, 1986, to Sandy and Ray Petersen. **Greatest athletic thrill:** To win 2003 City championship. **Favorite aspect of baseball:** Pine tar. **Favorite major league player:** Craig Biggio. **Best event ever attended:** USC vs. UCLA football game. **Nickname:** Petey. **Youth baseball:** Valley Christian Athletic Assn. **College:** Would like to attend Pepperdine.



4

KEITH RENNO

Outfield

OF

6-3

195

BR/TR

SR.

Coach's comments: Keith has worked extremely hard over the last three years to improve his skills. His combination of power and speed gives flexibility to our lineup. Keith can play all three outfield positions very well. **2002:** Batted .389 with two HRs ... Tied for team lead with 10 stolen bases ... Played first base. **2001:** Co-player of the year in WVL ... Batted .500 ... Had 33 RBIs, 34 hits and team-high 22 stolen bases. **2000:** Played JV. **Personal:** Born April 30, 1985, to Laurie and Mike Renno. **Greatest athletic thrill:** Playing against tough competition. **Favorite aspect of baseball:** Being able to play the game hard every day. **Favorite major league player:** Darin Erstad. **Best event ever attended:** City championship game. **Youth baseball:** Chatsworth Junior Baseball League. **College:** Signed with Cal State Northridge.



5

JORDAN SISSON

Catcher

C

6-0

190

BR/TR

SR.

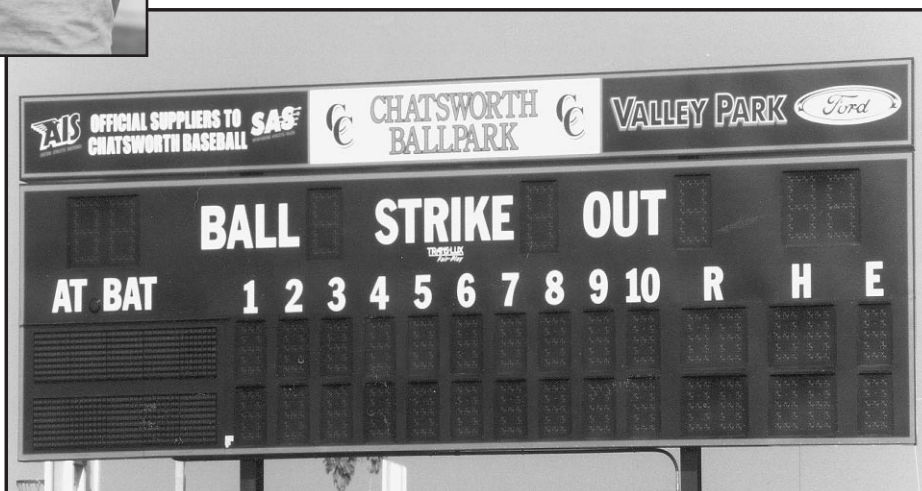
Coach's comments: Jordan is a hard-nosed, enthusiastic player. He is a solid receiver who blocks balls extremely well. He is one of our top hitters. **2002:** Batted .318 and tied for second on the team with four HRs ... Had 25 RBIs ... Had 16 assists. **2001:** Batted .372 ... Had two HRs ... Did not commit an error. **2000:** Was on JV team but was sidelined because of back problems. **Personal:** Born March 12, 1985, to Jodi and Tim Sisson. **Greatest athletic thrill:** Going through a backstop to make a play. **Favorite aspect of baseball:** The crack of a wood bat. **Favorite major league player:** Jason Kendall. **Best event ever attended:** Inland Invasion concert. **Nickname:** Psycho. **Youth baseball:** Westhills. **College:** Signed with UC Davis.

Scorekeeping

The varsity stat-keeping task this season is in the hands of sophomores Stephanie Bermudez, left, and Mary Barbarian, who are in their first year with the program.



Although already considered one of the best high school baseball fields in the Southland, the on-campus Chatsworth Ballpark became even more impressive last season with the addition of a beautiful, ten-inning digital scoreboard behind the right-field fence. The scoreboard is only a few feet from the team's clubhouse, which features major league-style wood lockers. On the other side of the scoreboard, behind the center-field fence, are the top-notch batting cages. All together, they make for an outstanding complex.





NO.	NAME	POSITION	TH/BTS	HT	WT	GRADE
1	Jason Fitzpatrick	OF	L/L	5-5	120	FR
2	Tim Nowak	OF/2B	R/R	5-9	115	JR
3	Justin Waters	2B	R/R	4-9	85	FR
4	Sam Dutra	OF/SS	R/R	5-4	110	FR
5	Mitul Patel	3B	R/R	5-11	135	SO
6	Andrew Baslow	OF	R/R	5-2	120	SO
10	Carlos Najjar	C/OF	R/R	6-0	150	SO
13	Jonathan Vargas	OF	R/R	6-3	200	JR
15	Chazz Anderson	C	R/R	5-9	150	SO
20	Zach Oasheim	P/OF	L/L	5-10	160	JR
22	Josh Ravin	P	R/R	5-11	155	FR
27	Oliver Padre	1B/OF	R/R	5-7	170	FR
28	Adrian Pereyra	P	R/R	5-10	165	JR
30	Darren Norris	1B/P	R/R	6-1	185	SO
33	Jonathan O'Leary	P	R/R	5-5	115	FR
34	Oscar Gutierrez	SS	R/R	5-5	110	FR
40	Chris Bowers	P	R/R	5-10	155	SO
47	Chris Imel	1B/P	R/R	6-2	190	JR

Coaches

8	Ron Martinez	Head Coach	Long Beach State
11	Mike Encinas	Asst. Coach	Fresno State
24	Stuart Sellz	Asst. Coach	Cal State Northridge

Junior Varsity

PLAYERS **2003**

2001
2002

Coach Ron Martinez brings a remarkable 50-game winning streak into the 2003 JV season – 22-0 in 2002 and 28-0 in 2001. And another undefeated season could be in the works because he has an excellent nucleus of players on the roster.

2001


3/2	Oxnard	W	7-1
3/3	Palisades	W	4-0
3/7	Santa Monica	W	8-4
3/10	Royal	W	7-5
3/13	Carson	W	11-2
3/15	Kennedy	W	9-2
3/17	Verdugo Hills	W	13-3
3/20	Cleveland	W	3-2
3/22	Cleveland	W	7-5
3/24	Grant	W	10-8
3/27	Granada Hills	W	13-2
3/29	Granada Hills	W	5-0
3/31	Bell	W	12-7
4/3	Taft	W	24-2
4/5	Taft	W	14-3
4/6	Sylmar	W	7-1
4/9	Palisades	W	18-2
4/10	South Gate	W	18-0
4/11	Van Nuys	W	19-0
4/17	El Camino Real	W	6-1
4/19	El Camino Real	W	12-2
4/24	Birmingham	W	10-0
4/27	Birmingham	W	17-7
5/1	Cleveland	W	12-0
5/3	Granada Hills	W	12-4
5/8	Taft	W	14-0
5/10	El Camino Real	W	10-1
5/15	Birmingham	W	5-1

2002

3/1	Chaminade	W	5-2
3/2	Sylmar	W	13-3
3/5	Culver City	W	9-0
3/7	Hart	W	18-1
3/9	Saugus	W	6-4
3/13	Carson	W	7-3
3/14	Kennedy	W	9-7
3/16	San Fernando	W	13-3
3/18	Granada Hills	W	10-0
3/20	Granada Hills	W	16-1
3/22	Kennedy	W	7-2
3/25	Palisades	W	5-0
3/25	Birmingham	W	10-6
3/26	El Camino Real	W	6-1
4/1	Taft	W	7-1
4/6	Granada Hills	W	12-2
4/20	Marshall	W	10-3
4/27	El Camino Real	W	10-1
5/4	Cleveland	W	9-5
5/11	Birmingham	W	8-1
5/18	El Camino Real	W	15-6
5/31	Taft	W	13-4



15 Chazz Anderson




6 Andrew Baslow




40 Chris Bowers



4 Sam Dutra




1 Jason Fitzpatrick




34 Oscar Gutierrez



47 Chris Imel



10 Carlos Najar




30 Darren Norris



2 Tim Nowak




33 Jonathan O'Leary



20 Zach Oasheim



27 Oliver Padre




5 Mitul Patel



28 Adrian Pereyra



22 Josh Ravin



13 Jonathan Vargas



3 Justin Waters

Frosh/Soph

ROSTER **2003**



NO.	NAME	POSITION	TH/BTS	HT	WT	GRADE
7	Anthony Cisneros	OF	R/R	5-4	120	FR
9	Jeff Redmond	3B/2B	R/R	5-5	100	FR
14	Kyle Barbato	C	R/R	5-8	120	FR
16	Chad Devine	P	R/R	6-0	160	SO
18	Alex Vargas	UT	R/R	6-0	180	FR
17	Robert Mills	OF	R/R	5-8	140	FR
21	Raymond Mendieta	2B/SS	R/L	5-9	150	SO
23	Brian Gallay	C/OF	R/R	5-9	150	FR
25	Justin Meister	1B	R/R	5-8	190	FR
26	Spencer Swartz	C	R/R	5-11	150	FR
32	Brandon Sellz	3B	R/R	5-4	120	FR
37	Marcos Morales	P/OF	L/L	5-6	160	SO

Coaches

12 Charlie Hatfield Head Coach Oklahoma

Coach Charlie Hatfield returns to guide the frosh/soph team, which finished 9-1 in 2002, and posted a .401 batting average and a 3.49 earned-run average. Here is a game-by-game rundown:


Sylmar	W	14-6	Verdugo Hills	W	11-1	Granada Hills	W	10-7
Sylmar	W	14-1	Verdugo Hills	W	7-2	Granada Hills	W	11-1
El Camino Real	L	4-3	Kennedy	W	5-4			
El Camino Real	W	11-4	Kennedy	W	4-3			



14 Kyle Barbato



7 Anthony Cisneros



16 Chad Devine



23 Brian Gallay




25 Justin Meister



21 Raymond Mendieta



17 Robert Mills




37 Marcos Morales




9 Jeff Redmond



32 Brandon Sellz



26 Spencer Swartz



18 Alex Vargas

2002 Stats

2002

RECORD: 25-6 HOME: 14-2 AWAY: 8-3 NEUTRAL: 3-1 CONFERENCE: 8-5

BATTING

(Sorted by Average)

Player	AVG	GP-GS	AB	R	H	2B	3B	HR	RBI	TB	SLG%	BB	HBP	SO	GDP	OB%	SF	SH	SB-ATT
Jared Kops	1.000	2-0	1	0	1	0	0	0	2	1	1.000	0	0	0	0	1.000	0	0	0-0
Jason Dominguez	.465	31-31	99	30	46	11	0	8	38	81	.818	14	1	10	1	.517	4	1	10-13
Ryan Barba	.435	31-31	92	22	40	7	0	2	23	53	.576	13	3	9	0	.514	1	2	9-10
Brian Lee	.406	31-31	101	34	41	11	2	4	34	68	.673	12	5	18	0	.487	1	2	3-4
Art Cisneros	.400	8-1	5	2	2	0	0	0	2	2	.400	1	1	1	0	.571	0	0	0-0
Keith Renno	.389	29-28	90	30	35	7	0	2	17	48	.533	10	1	23	1	.455	0	0	10-11
Jared Halpert	.381	31-31	97	33	37	10	1	3	26	58	.598	13	3	14	0	.457	3	0	8-10
Brett Munster	.360	31-31	89	23	32	7	3	0	19	45	.506	16	2	7	4	.455	3	2	3-4
Bryan Petersen	.333	25-15	42	13	14	8	2	1	13	29	.690	8	0	13	0	.431	1	4	4-4
Joudan Leiro	.328	28-22	64	15	21	4	1	1	10	30	.469	7	4	11	0	.427	0	1	3-6
Jordan Sisson	.318	30-30	85	26	27	7	2	4	25	50	.588	7	8	10	2	.416	1	2	4-5
Willie Cabrera	.278	28-27	54	19	15	4	1	0	16	21	.389	14	2	7	1	.437	1	4	4-5
Chris Fredericks	.250	5-1	4	2	1	0	1	0	2	3	.750	1	1	2	0	.500	0	0	0-0
Joe Guntz	.091	12-4	11	3	1	0	0	0	3	1	.091	8	0	3	0	.450	1	0	0-0
Robert Ninfo	.000	1-0	2	0	0	0	0	0	0	0	.000	0	0	1	0	.000	0	0	0-0
Evan Jachno	.000	1-0	2	0	0	0	0	0	0	0	.000	0	0	2	0	.000	0	0	0-0
Justin Cassel	.000	1-0	1	0	0	0	0	0	0	0	.000	0	0	1	0	.000	0	0	0-0
Daniel Dver	.000	1-0	1	0	0	0	0	0	0	0	.000	0	0	0	0	.000	0	0	0-0
Mike Fernandez	.000	2-1	0	0	0	0	0	0	0	0	.000	0	1	0	0	1.000	0	0	0-0
Total	.373	31-31	840	252	313	76	13	25	230	490	.583	124	32	132	9	.463	16	18	58-72
Opponents	.240	31-31	762	89	183	46	2	5	81	248	.325	54	23	201	11	.308	4	10	17-23

LOB - Team (188), Opp (146). IBB - Team (0), Opp (2). Picked off - Dominguez 3, Sisson 1.

PITCHING

(Sorted by Earned-Run Average)

Player	ERA	W-L	APP	GS	CG	SHO	SV	IP	H	R	ER	BB	SO	2B	3B	HR
Justin Cassel	1.86	10-2	13	11	8	3	0	71.1	53	26	19	14	80	7	0	2
Evan Jachno	2.10	0-0	2	0	0	0	0	3.1	3	1	1	1	4	3	0	0
Joe Guntz	2.31	8-3	14	12	9	2	0	85.0	74	30	28	24	74	21	1	1
Jason Dominguez	3.31	5-1	11	6	3	0	1	36.0	36	17	17	8	35	9	0	2
Chris Fredericks	7.00	0-0	2	1	0	0	1	3.0	7	5	3	2	2	2	0	0
Joudan Leiro	8.40	1-0	2	0	0	0	0	3.1	4	4	4	2	2	3	0	0
Others	9.00	1-0	1	1	0	0	0	4.2	6	6	6	3	4	1	1	0
Total	2.64	25-6	31	31	20	5	2	206.2	183	89	78	54	201	46	2	5
Opponents	8.58	6-25	31	31	14	1	0	196.2	313	252	241	124	132	76	13	25

PB - Team (1), Sisson 1. Pickoffs - Team (14), Guntz 12, Cassel 1, Dominguez 1, Opp (1). SBA/ATT - Sisson (12-17), Guntz (9-11), Fernandez (5-5), Cassel (6-7), Dominguez (2-5).

FIELDING

(Sorted by Percentage)

Player	PO	A	E	FLD%	Player	PO	A	E	FLD%
Joudan Leiro	12	1	0	1.000	Justin Cassel	5	15	1	.952
Mike Fernandez	10	1	0	1.000	Ryan Barba	37	72	6	.948
Art Cisneros	3	2	0	1.000	Jason Dominguez	20	7	2	.931
Jared Kops	3	0	0	1.000	Brett Munster	19	59	8	.907
Robert Ninfo	2	1	0	1.000	Joe Guntz	5	29	4	.895
Evan Jachno	0	1	0	1.000	Brian Lee	14	0	2	.875
Jordan Sisson	192	16	2	.990	Chris Fredericks	0	0	0	.000
Keith Renno	167	12	2	.989	Daniel Dver	0	0	0	.000
Willie Cabrera	41	40	2	.976					
Bryan Petersen	33	5	1	.974	Total	599	263	33	.963
Jared Halpert	36	1	1	.974	Opponents	569	208	36	.956

DPs turned - Team (11), Opp (11).

City
Champions

1983

1990

1999

2001

Chancellors
Overall Record

Year	Overall	League	Finish
1990	24-5-1	12-4-1	2nd
1991	18-7-1	13-3-1	1st
1992	17-11	11-6	1st
1993	22-8	12-5	2nd
1994	28-5	16-1	1st
1995	17-10	11-6	1st
1996	22-7	11-6	1st
1997	20-9	13-4	1st
1998	29-4	15-2	1st
1999	27-3	16-1	1st
2000	25-2-1	15-0	1st
2001	31-2	13-2	1st
2002	25-6	8-5	3rd

League
Champions

1969 • 1972

1981

1982 • 1983

1984

1985 • 1986

1987

1988 • 1989

1991

1992 • 1994


1995

1996 • 1997

1998

1999 • 2000

2001




2002

City
Semi-
Finalists

L to R

Front: Art Cisneros, Willie Cabrera, Brian Lee, Robert Ninfo, Joudan Leiro**Middle:** Jordan Sisson, Ryan Barba, Bryan Petersen, Chris Fredericks, Jason Dominguez**Back:** Assistant Coach Fred Pudrith, Justin Cassel, Keith Renno, Joe Guntz, Brett Munster, Jared Halpert, Head Coach Tom Meusborn



2001 City Champs

L to R

Front: Brian Lee, Joudan Leiro, Brent Paet, Nick Sarian, Brian Kaplun, Shawn Meusborn, Danny Dominguez, Paul Baumstark, Robert Ninfo

Middle: Brett Munster, Chris Fredericks, Art Chavarria, Jordan Sisson, Gregg Wallis, Jon Selman, Ian Kramer, Ryan Barba, Joe Guntz, Jason Dominguez

Back: Assistant Coach Matt LaCour, Assistant Coach Chuck Hatfield, Assistant Coach Mike Encinas, George Spadier, Jared Halpert, Sean Richards, Justin Cassel, Keith Renno, Assistant Coach Stuart Sellz, Assistant Coach Ron Martinez, Head Coach Tom Meusborn




2000 City Quarter- Finalists

L to R

Front: Brian Levinson, Justin Hanchett, Danny Dominguez, Brian Lee, Oscar Marin

Middle: Sean Richards, Art Chavarria, Matt Fisher, Ryan Barba, Gregg Wallis, Joe Guntz

Back: Assistant Coach Matt LaCour, Assistant Coach John DiPoma, Andy Orsini, Jared Halpert, Brett Munson, George Spadier, Nick Huston, Jacob Ball, Head Coach Tom Meusborn



1999 City Champs

L to R

Front: Jared Halpert, Scott Drake, Matt Fisher, Gregg Wallis, Joe Guntz, Shawn Meusborn

Middle: Bradley Sarian, Scott Sellz, Jeff Spector, Jason Spector, Brett Munson, Sean Richards, Jacob Ball, Assistant Coach Mitch Root, Brandon Sellz

Back: Assistant Coach Erwin Wexler, Assistant Coach Matt LaCour, Steve Kracow, Ryan Robbins, Chad Redfern, Matt Cassel, Charles Kenny, Mike Kunes, Nick Huston Assistant Coach Chuck Hatfield, Head Coach Tom Meusborn



1998 City Finalists

L to R

Front: Keith Renno, Loren Devries, Bryan Gant, Matt Fisher, Kenny Levinson, Jon Weigand, Eric Paschal, Cody Levinson

Middle: Assistant Coach John Dipoma, Brian Fox, Charles Kenny, Clint Schires, Scott Sellz, Ryan Robbins, Ismael Marin, Kevin O'Hara, Assistant Coach Ron Martinez

Back: Assistant Coach Mike Encinas, Assistant Coach Matt LaCour, Mike Kunes, Tom Morefield, Danny Eisenberg, Matt Cassel, Jason Renno, Chad Redfern, Assistant Coach Chuck Hatfield, Sara Gudis, Head Coach Tom Meusborn



1997 City Semi- Finalists

L to R

Front: Nathan Frost, Tim Weigand, Frank Dipoma, Jon Foreman, Jamie Bocanegra

Middle: Travis Winn, Brian Kaplon, Scott Bennett, Jacob Gutzman, Bryan Gant, Kevin O'Hara

Back: Assistant Coach Eric Perez, Greg Wold, Dan Yeaman, Danny Eisenberg, Jason Renno, Tom Morefield, David Sark, Mike Kunes, Head Coach Tom Meusborn

Not Pictured: Ismael Marin, Matt Fisher




1996 City Semi- Finalists

L to R

Front: Matt Evanson, Travis Winn, Tim Weigand, Stuart Sellz, Andrew Silver

Middle: Zach Sniderman, Mike Wexler, Dan Yeaman, Frank Dipoma, Jacob Gutzman, Greg Wold, Tom Morefield

Back: Assistant Coach Eric Perez, David Sark, Erick Buitrago, Danny Phillips, Joe Tillmon, Micah Berger, Assistant Coach Val Pompa, Head Coach Tom Meusborn




1995 City Quarter- Finalists

L to R

Front: Micah Berger, Frank Dipoma, Matt Evanson, Dan Moreno, Andrew Silver

Middle: Greg Wold, Mike Wexler, Randy Whitson, Pat Rizzotti, Ray Daryabigi, Tony Ardito, Rod Daryabigi, Kirby Faciane

Back: Assistant Coach Ron Martinez, Assistant Coach Eric Perez, Jon Tucker, Danny Phillips, Harry Kenoi, Fred Farzaneh, Oscar Bocanegra, Joe Tillmon, Head Coach Tom Meusborn




1994 City Finalists

L to R

Front: Micah Berger, Ray Daryabigi, Rod Daryabigi, Randy Whitson, Kirby Faciane, Jeremy Tayahua, Josh Rawitch, Tony Montiel

Middle: Assistant Coach Pete Redfern, Danny Phillips, Bryan LaCour, Jim DeBiase, Oscar Bocanegra, Mike Amado, Danny Martin, Greg Wold, Tony Ardito, Joe Tillmon

Back: Assistant Coach Ron Martinez, Assistant Coach Steve Thompson, Eric Rovner, Brandon Murphy, Harry Kenoi, Fred Farzaneh, Brian Wittman, Assistant Coach Greg McGuire, Head Coach Tom Meusborn



1993 City Finalists

L to R

- Front:** Ray Daryabigi, Rod Daryabigi, Jeremy Tayahua, Tony Montiel, Luis Enriquez, Rene Acosta, Jed McPherson
- Middle:** Jim DeBiase, Blair Beardsley, Mark Lopez, Bryan LaCour, Ryan Mort, Doug Sidwell, Mike Amado, Chris Kohli, Assistant Coach Pete Redfern
- Back:** Assistant Coach Steve Thompson, Assistant Coach Greg McGuire, Harry Kenoi, Brandon Murphy, Kyle Reed, Eric Rovner, Assistant Coach Ron Martinez, Head Coach Tom Meusborn



1992 City Semi- Finalists

L to R

- Front:** Eric Holliday, Eddie Ramos, Matt LaCour, Jesse Yeomans, Ben Yosfan, Scott Monatlik, Doug Dean, Assistant Coach Pete Redfern
- Back:** Assistant Coach Steve Thompson, Bryan LaCour, Mark Lopez, David Stevenson, Brandon Nickens, Kyle Reed, Danny Knight, Matt Gorman, Head Coach Tom Meusborn



1991 City Quarter- Finalists

L to R

Front: Suelkie Kim, Chad Reuser, Brian Gilder

Middle: Doug Dean, Brian Comer, Billy McKnight, Mike Muir, Adam Pearlman, Nestor Martinez, Assistant Coach Pete Redfern

Back: Jimmy Llewelyn, Thurman Williams, Mitch Root, Brandon Nickens, Justin Jones, Scott Carpenter, Matt Gorman, Assistant Coach Steve Thompson, Head Coach Tom Meusborn



1990 4A City Champs

L to R

Front: Doug Dean, Nestor Martinez, Brian Gilder, Rodney Bloom, John Martorano, Scott Carpenter.

Middle: Tommy Lee, Mike Mancuso, Adam Pearlman, Mike Muir, Robert Garbo, Danny Rodriguez, Brett Thompson

Back: Assistant Coach Steve Thompson, Mitch Root, Terry Powell, Reed McMackin, Nick Simpson, Soly Maya, Head Coach Tom Meusborn

1983

Thursday, June 9 Los Angeles City Section Division 4-A Champions

After jumping to a six-run lead through three innings, the Chancellors survived a furious rally by the Sylmar Spartans to win, 8-7, in front of about 6,000 at Dodger Stadium.

Chancellor pitcher Keith Nicholson (8-2) got the offense rolling with a two-run double in the first inning. Errors in the first and third innings allowed Chatsworth to score another four runs against Dana Ridenour (11-4), who had given up only seven hits in three previous playoff games. The Chancellors had six

hits against Ridenour in the first three innings.

Sylmar chased Nicholson in the fifth inning and pulled within 8-6. Coach Bob Lofrano summoned reliever Steve Reed, who retired the first six batters he faced.

The Spartans rallied in the top of the seventh. With two out, Ridenour doubled and scored on Larry Sanchez's single. But Reed got Mike Hirsch to pop out to first baseman Steve Landy to preserve the victory. Reed, later a major league pitcher, was selected the game's most valuable player.

1983 City Section Division 4-A Final Box Score

SYLMAR

	AB	R	H	BI
Robinson, ss	4	0	1	1
Logan, 3b	3	0	0	0
Telles, lf	3	0	0	0
Ridenour, p	3	3	2	0
Sanchez, dh	4	1	3	2
Hirsch, 1b	2	0	0	1
Lopez, cf	2	1	2	1
Hokanson, rf	3	1	2	1
Klemnt, c	3	1	1	1
Total	27	7	11	7

CHATSWORTH

	AB	R	H	BI
Lambert, rf	4	2	1	0
Bush, cf	4	1	1	0
Nicholson, p	3	1	1	2
Webb, ss	2	0	0	0
Berry, dh	1	1	0	0
Reed, 3b	2	1	1	1
Landy, 1b	2	1	0	0
Kuld, lf	3	1	1	1
Pompa, 2b	2	0	1	1
Total	23	8	6	5

Sylmar	020	310	1	-	7
Chatsworth	512	000	x	-	8

E—Robinson 2, Ornelas, Logan. LOB—Sylmar 4, Chatsworth 3. 2B—Sanchez, Ridenour, Nicholson, Kuld. 3B—Hokanson, Robinson. SB—Ridenour, Lambert 2, Landy.

Sylmar

	IP	H	R	ER	BB	SO
Ridenour, L 11-4	6	6	8	5	3	4

Chatsworth

	IP	H	R	ER	BB	SO
Nicholson, W 8-1	4.1	10	6	6	1	8
Reed	2.2	2	1	1	0	3

1990

Thursday, May 31 Los Angeles City Section Division 4-A Champions

The Chancellors rallied under first-year Coach Tom Meusborn for two runs in the bottom of the seventh inning to defeat favored El Camino Real, 3-2, at Dodger Stadium.

Chatsworth had been shut out by Pat Treend (12-1) through five innings before getting to the right-hander in the sixth. After three consecutive walks with one out, Adam Pearlman singled to center field to drive in one run. Tommy Lee was waived in from second base but was thrown out at the plate for the second out. The Chancellors had to settle for one run and trailed, 2-1.

In the seventh, Treend walked Rodney Bloom to

open the inning. Nestor Martinez bunted but Treend threw late to second base and both runners were safe. Mike Mancuso bunted but second baseman Herman Merchan dropped Treend's throw at first base. Bloom scored on the play to tie the score, 2-2, and Martinez moved to third. Mancuso moved to second on pitcher's indifference when Treend held the ball as Mancuso stroled to second.

After catching Mitch Root's liner, Treend intentionally walked Reed McMackin, who was selected the game's most valuable player, to load the bases. Lee laid down a suicide squeeze to score Martinez with the winning run.

1990 City Section Division 4-A Final Box Score

EL CAMINO REAL

	AB	R	H	BI
Marks, cf	4	0	1	0
McGuire, 1b	3	0	1	0
Cohen, lf	3	0	1	0
Kim, c	3	1	1	0
Lederman, 3b	3	0	1	0
Treend, p	3	0	1	1
Merchan, 2b	3	1	1	0
Boldt, rf	3	0	1	0
Sheren, ss	3	0	0	0
Massey, ph	1	0	1	1
Total	29	2	9	2

CHATSWORTH

	AB	R	H	BI
Carpenter, rf	3	0	0	0
Bloom, lf	1	1	0	0
Martinez, 2b	3	1	1	0
Mancuso, c	2	0	0	0
Root, cf	4	0	0	0
McMackin, p	2	0	1	0
Lee, ss	3	0	2	1
Maya, 1b	2	0	0	0
Pearlman, 3b	3	0	1	1
Garbo, pr	0	1	0	0
Gilder, pr	0	0	0	0
Total	23	3	5	2

El Camino Real	000	101	0	-	2
Chatsworth	000	001	2	-	3

E—Merchan. DP—Chatsworth 1. LOB—El Camino Real 8, Chatsworth 12. 2B—Lee. S—Martinez, Mancuso. SB—Marks, Martinez 2, Lee, McGuire, Pearlman, Mancuso.

El Camino Real

	IP	H	R	ER	BB	SO
Treend, L 12-1	6.1	5	3	2	8	6

Chatsworth

	IP	H	R	ER	BB	SO
McMackin	5.2	9	2	2	2	2
Rodriguez	0.1	0	0	0	0	0
Root, W 2-1	1	0	0	0	0	3

1999

Thursday, June 3
Los Angeles City
Section Champions

A crowd of about 4,000 watched on a rainy night at Dodger Stadium as the top-seeded Chancellors broke open a close contest to beat Poly, 17-7, in a game called after six innings because of the 10-run rule.

Charles Kenny, the No. 9 hitter in the lineup, ended a 6-6 tie in the fifth with a three-run triple. Kenny finished with three hits and six

runs batted in. The Chancellors had 17 hits, including three by Matt Cassel, and set a record for most runs scored in the 30-year history of the City Final at Dodger Stadium.

Left-hander Mike Kunes (13-1), the City Section player of the year, struck out 10 to finish his two-year Chatsworth varsity career with a 25-3 record.

1999 City Section Final Box Score

POLY					CHATSWORTH				
	AB	R	H	BI		AB	R	H	BI
Manuel, ss	3	2	1	0	Fisher, ss	5	2	2	2
Felix, cf	4	1	1	1	Kunes, p	2	0	2	1
Guerrero, 2b	2	1	2	1	Sellz, lf	4	0	0	0
MFlores, p-rf	4	0	1	2	Kracow, rf	4	3	1	1
JFlores, 3b	2	1	0	0	JaSpector, 2b	4	2	2	1
Espindola, 1b	2	1	0	0	Redfern, cf	3	3	2	1
AFlores, c	2	0	1	3	Cassel, dh	4	3	3	1
Valencia, pr	0	0	0	0	JeSpector, 3b	4	1	2	1
Perez, rf	2	0	0	0	Kenny, 1b	3	3	3	6
Gonzalez, p	0	0	0	0	Total	33	17	17	14
Tapia, lf	2	1	0	0					
Total	23	7	6	7					

Poly 102 031 - 7

Chatsworth 041 057 - 17

Six innings — 10-run rule.

E—Manuel, Guerrero, Redfern. LOB—Poly 6, Chatsworth 6.
2B—Guerrero 2, Felix, M. Flores, Cassel. 3B—Kracow, Kenny.
SB—Manuel, Kenny, Fisher. CS—A. Flores, Kunes. SF—Kracow, Ja. Spector. S—Kenny.

Poly

	IP	H	R	ER	BB	SO
M. Flores	3	8	5	5	1	3
Gonzalez	1	0	0	0	1	1
Reguengo, L 14-3	1.1	7	10	8	1	0
Hampel	0	1	2	2	1	0
Rodriguez	0.1	0	0	0	0	0

Chatsworth

	IP	H	R	ER	BB	SO
Kunes, W 13-1	6	6	7	7	8	10

2001

Tuesday, June 5
Los Angeles City
Section Champions

Top-seeded and favored, the Chancellors won their second title in three years by defeating a tough Roosevelt team, 2-1, in front of 3,536 at Dodger Stadium.

Left-hander Joe Guntz (14-0) struck out 10 and gave up four hits in a duel with hard-throwing right-hander Joram Iboa (8-3). Guntz worked out of trouble in the top of the seventh after two Roosevelt runners reached base with two out. He struck out Francisco Figueroa on a called third strike to end the game.

The Chancellors, who finished 31-2, a school season record, took a 1-0 lead on a two-out single to right field by Jared Halpert that scored George Spadier from second base in the first inning.

In the fourth inning, pinch-hitter Jon Selman's single to right field drove in Jason Dominguez from second base for a 2-0 lead.

Roosevelt ended Guntz's playoff scoreless streak at 18-2/3 innings when Iboa hit a run-scoring single in the fifth.

2001 City Section Final Box Score

ROOSEVELT					CHATSWORTH				
	AB	R	H	BI		AB	R	H	BI
Iboa, p	4	0	1	1	Lee, lf	2	0	1	0
Sedano, ss	3	0	0	0	Wallis, 2b	2	0	0	0
Figueroa, rf	2	0	0	0	Spadier, 1b	2	1	0	0
Hernandez, pr	0	0	0	0	Halpert, cf	3	0	1	1
Valdez, 1b	1	0	0	0	Sisson, dh	3	0	0	0
Almeda, lf	2	0	1	0	DDominguez, c	2	0	0	0
Romero, dh	2	0	0	0	Barba, ss	3	0	0	0
Brito, 3b	3	0	0	0	JDominguez, rf	3	1	2	0
Gonzalez, c	3	1	1	0	Munster, 3b	2	0	0	0
Ramirez, cf	3	0	1	0	a-Selman, ph	1	0	1	1
b-Botell, 2b	0	0	0	0	c-Guntz, p	0	0	0	0
Total	23	1	4	1	Total	23	2	5	2

Roosevelt 000 010 0 - 1

Chatsworth 100 100 x - 2

a-singled for Munster in the 4th. b-replaced at bat by Romero. c-replaced at bat by Sisson.

E—Figueroa, Guntz. LOB—Roosevelt 7, Chatsworth 7.
2B—Gonzalez. SB—Spadier, Wallis. CS—Valdez, D. Dominguez.
S—Valdez.

Roosevelt

	IP	H	R	ER	BB	SO
Iboa, L 8-3	6	5	2	1	4	7

Chatsworth

	IP	H	R	ER	BB	SO
Guntz, W 14-0	7	4	1	1	5	10

Record Book

RESULTS **1990-2002**

Batting Year-by-Year Leaders

AT-BATS

1990	Scott Carpenter	102
1991	Nestor Martinez	92
1992	Mark Lopez	86
1993	Mark Lopez	103
1994	Ray Daryabigi	117
1995	Fred Farzaneh	80
1996	Joe Tillmon	99
1997	Bryan Gant	98
1998	Bryan Gant	111
1999	Matt Fisher	108
2000	Gregg Wallis	90
2001	Gregg Wallis	118
2002	Brian Lee	101

RUNS

1990	Nestor Martinez	39
1991	Mitch Root	41
1992	Mark Lopez	27
1993	Bryan LaCour	39
1994	Rod Daryabigi	39
1995	Joe Tillmon	25
1996	Mike Wexler	38
1997	Greg Wold	34
	Bryan Gant	34
1998	Bryan Gant	51
1999	Matt Fisher	38
2000	Gregg Wallis	39
2001	Brian Lee	33
	Gregg Wallis	33
2002	Brian Lee	34

HITS

1990	Nestor Martinez	44
1991	Mitch Root	44
1992	Mark Lopez	29
	Eddie Ramos	29
1993	Bryan LaCour	43
1994	Bryan LaCour	51
1995	Fred Farzaneh	28
1996	Joe Tillmon	42
1997	Bryan Gant	42
	Tim Weigand	42
1998	Bryan Gant	46
1999	Matt Fisher	43
2000	Gregg Wallis	35
2001	Gregg Wallis	53
2002	Jason Dominguez	46

DOUBLES

1990	Nestor Martinez	12
1991	Adam Pearlman	13
1992	Mark Lopez	6
1993	Bryan LaCour	16
1994	Bryan LaCour	9
1995	Tony Ardito	10
	Jon Tucker	10
1996	Mike Wexler	12
1997	Greg Wold	12
1998	Bryan Gant	17
1999	Matt Fisher	15
2000	Matt Fisher	10
2001	Gregg Wallis	10
2002	Jason Dominguez	11
	Brian Lee	11

TRIPLES

1990	Mitch Root	5
1991	Mike Muir	4
1992	Mark Lopez	3
1993	Tony Montiel	4
1994	Bryan LaCour	3
	Brandon Murphy	3
1995	Jon Tucker	4
1996	Several with	1
1997	Tim Weigand	3
	Greg Wold	3
1998	Matt Fisher	6
1999	Jason Spector	4
2000	Matt Fisher	3
	Brett Munson	3
2001	Jared Halpert	4
2002	Brett Munster	3

HOME RUNS

1990	Mitch Root	3
1991	Mitch Root	7
1992	David Stevenson	3
1993	Bryan LaCour	4
	Mark Lopez	4
1994	Tony Montiel	2
1995	Fred Farzaneh	2
	Dan Phillips	2
	Pat Rizzotti	2
	Jon Tucker	2
1996	Dan Phillips	8
1997	Tom Morefield	7
1998	Tom Morefield	11
1999	Scott Sellz	7
	Jason Spector	7
2000	Matt Fisher	6
2001	Brian Lee	7
2002	Jason Dominguez	8

RUNS BATTED IN

1990	Mitch Root	35
1991	Nestor Martinez	33
1992	David Stevenson	23
1993	Tony Montiel	30
1994	Bryan LaCour	41
1995	Fred Farzaneh	30
1996	Joe Tillmon	34
1997	David Sark	40
1998	Tom Morefield	46
1999	Matt Fisher	36
2000	Matt Fisher	37
2001	Jared Halpert	36
2002	Jason Dominguez	38

BASES ON BALLS

1990	Mike Mancuso	32
1991	Adam Pearlman	19
	Mitch Root	19
1992	Mark Lopez	20
1993	Tony Montiel	25
1994	Bryan LaCour	24
1995	Jon Tucker	19
1996	Joe Tillmon	20
1997	Danny Eisenberg	22
1998	Tom Morefield	25
1999	Jeff Spector	24
2000	Jacob Ball	20
2001	Brian Lee	21
2002	Brett Munster	16

STOLEN BASES

1990	Scott Carpenter	10
	Nick Simpson	10
1991	Thurman Williams	12
1992	Matt LaCour	5
1993	Mark Lopez	11
1994	Bryan LaCour	17
1995	Kirby Faciane	6
1996	Joe Tillmon	12
1997	Tim Weigand	16
1998	Bryan Gant	27
1999	Chad Redfern	14
2000	Matt Fisher	10
	Gregg Wallis	10
2001	Gregg Wallis	11
2002	Jason Dominguez	10
	Keith Renno	10

TOTAL BASES

1990	Nestor Martinez	64
1991	Mitch Root	76
1992	Mark Lopez	47
1993	Bryan LaCour	72
1994	Bryan LaCour	69
1995	Jon Tucker	51
1996	Danny Phillips	69
1997	Greg Wold	64
1998	Tom Morefield	90
1999	Matt Fisher	73
2000	Matt Fisher	67
2001	Brian Lee	73
2002	Jason Dominguez	81

BATTING AVERAGE

(Minimum 60 plate appearances)		
1990	Nestor Martinez	.423

1991	Mitch Root	.506
1992	David Stevenson	.407
1993	Bryan LaCour	.448
1994	Bryan LaCour	.481
1995	Tony Ardito	.375
1996	Joe Tillmon	.424
1997	David Sark	.456
1998	Tom Morefield	.453
1999	Steve Kracow	.493
2000	Brian Lee	.436
2001	Gregg Wallis	.449
2002	Jason Dominguez	.465

SLUGGING PERCENTAGE

1990	Mitch Root	.622
1991	Mitch Root	.873
1992	David Stevenson	.610
1993	Bryan LaCour	.774
1994	Bryan LaCour	.651
1995	Jon Tucker	.699
1996	Danny Phillips	.812
1997	Tom Morefield	.945
1998	Tom Morefield	.883
1999	Steve Kracow	.760
2000	Matt Fisher	.882
2001	Brian Lee	.676
2002	Jason Dominguez	.818

ON-BASE PERCENTAGE

(1990-1993 not available)

1994	Bryan LaCour	.586
1995	Tony Ardito	.526
1996	Danny Phillips	.604
1997	Danny Eisenberg	.621
	Greg Wold	.621
1998	Tom Morefield	.636
1999	Charles Kenny	.580
2000	Matt Fisher	.539
2001	Danny Dominguez	.543
2002	Jason Dominguez	.517

SACRIFICES

(1990-1993 not available)

1994	Ray Daryabigi	6
1995	Fred Farzaneh	6
1996	Micah Berger	5
	Matt Evanson	5
	David Sark	5
1997	Tim Weigand	5
1998	Matt Cassel	4
1999	Scott Sellz	4
	Jeff Spector	4
2000	Danny Dominguez	6
2001	Brett Munster	7
2002	Willie Cabrera	5
	Jason Dominguez	5
	Brett Munster	5
	Bryan Petersen	5

Pitching Year-by-Year Leaders

WINS

1990	Reed McMackin	12
1991	Anthony Moreno	6
	Brandon Nickens	6
	Brandon Nickens	7
1992	Brandon Nickens	7
1993	Jim DeBiase	12
1994	Jim DeBiase	10
1995	Fred Farzaneh	6
	Harry Kenoi	6
1996	Andrew Silver	7
	Greg Wold	7
1997	Ismael Marin	10
1998	Mike Kunes	12
1999	Mike Kunes	13
2000	Joe Guntz	11
2001	Joe Guntz	14
2002	Justin Cassel	10

WINNING PERCENTAGE

(Minimum 8 decisions)

1990	Reed McMackin (12-2)	.857
1991	Brandon Nickens (6-2)	.750
1992	Brandon Nickens (7-3)	.700
1993	Jim DeBiase (12-4)	.750
1994	Jim DeBiase (10-1)	.909
1995	Fred Farzaneh (6-2)	.750

1996	Greg Wold (7-2)	.778
1997	Ismael Marin (10-1)	.909
1998	Mike Kunes (12-2)	.857
1999	Ryan Robbins (8-0)	1.000
2000	Joe Guntz (11-0)	1.000
2001	Joe Guntz (14-0)	1.000
2002	Justin Cassel (10-2)	.833

SAVES

1990	Mitch Root	4
1991	Brandon Nickens	2
1992	Eric Holliday	4
1993	Mark Lopez	2
1994	Greg Wold	1
1995	Ray Daryabigi	1
	Harry Kenoi	1
1996	Erick Buitrago	1
1997	Greg Wold	4
1998	None	0
1999	Mike Kunes	2
2000	Justin Cassel	2
2001	Sean Richards	3
2002	Jason Dominguez	1
	Chris Fredericks	1

INNINGS PITCHED

1990	Reed McMackin	84.2
1991	Brandon Nickens	52
1992	Brandon Nickens	63.2
1993	Jim DeBiase	96.2
1994	Jim DeBiase	83.1
1995	Fred Farzaneh	52.1
	Harry Kenoi	52.1
1996	Andrew Silver	66
1997	Greg Wold	66
1998	Mike Kunes	98.2
1999	Mike Kunes	83.1
2000	Joe Guntz	81
2001	Joe Guntz	87.1
2002	Joe Guntz	85

STRIKEOUTS

1990	Reed McMackin	73
1991	Anthony Moreno	39
1992	Brandon Nickens	53
1993	Jim DeBiase	58
1994	Jim DeBiase	88
1995	Harry Kenoi	56
1996	Greg Wold	50
1997	Greg Wold	57
1998	Mike Kunes	82
1999	Mike Kunes	70
2000	Joe Guntz	67
2001	Joe Guntz	80
2002	Justin Cassel	80

EARNED-RUN AVERAGE

(50 innings pitched or more)

1990	Reed McMackin	1.95
1991	Brandon Nickens	1.21
1992	Brandon Nickens	2.88
1993	Harry Kenoi	2.36
1994	Oscar Bocanegra	1.81
1995	Fred Farzaneh	1.74
1996	Greg Wold	2.06
1997	Ismael Marin	2.85
1998	Mike Kunes	1.77
1999	Mike Kunes	2.61
2000	Joe Guntz	2.94
2001	Joe Guntz	1.28
2002	Justin Cassel	1.86

COMPLETE GAMES

1990	Reed McMackin	7
1991	Brandon Nickens	5
1992	Jesse Yeomans	5
1993	Jim DeBiase	8
1994	Jim DeBiase	8
1995	Fred Farzaneh	4
1996	Greg Wold	6
1997	Ismael Marin	3
1998	Mike Kunes	12
1999	Mike Kunes	11
2000	Joe Guntz	11
2001	Joe Guntz	12
2002	Joe Guntz	9

SHUTOUTS

1990	Reed McMackin	4
1991	Brandon Nickens	3
1992	Eric Holliday	1
	Brandon Nickens	1
1993	Harry Kenoi	2
1994	Jim DeBiase	2
1995	Fred Farzaneh	1
1996	Greg Wold	2
1997	Ismael Marin	2
1998	Mike Kunes	3
1999	Mike Kunes	1
	Scott Sellz	1
2000	Joe Guntz	2
2001	Joe Guntz	3
2002	Justin Cassel	3

GAMES PITCHED

1990	Reed McMackin	15
1991	Anthony Moreno	14
1992	Brandon Nickens	12
1993	Jim DeBiase	16
1994	Jim DeBiase	14
	Oscar Bocanegra	14
1995	Harry Kenoi	12
1996	Stuart Sellz	13
	Andrew Silver	13
	Greg Wold	13
1997	Greg Wold	15
1998	Mike Kunes	15
1999	Mike Kunes	16
2000	Joe Guntz	13
2001	Joe Guntz	14
	Sean Richards	14
2002	Joe Guntz	14

GAMES STARTED

1990	Reed McMackin	15
1991	Brandon Nickens	8
1992	Brandon Nickens	12
1993	Jim DeBiase	15
1994	Jim DeBiase	14
1995	Fred Farzaneh	8
1996	Andrew Silver	10
1997	Ismael Marin	11
1998	Mike Kunes	13
1999	Mike Kunes	12
2000	Joe Guntz	12
	Sean Richards	12
2001	Joe Guntz	13
2002	Joe Guntz	12

Individual Season Batting Records**AT-BATS**

Rank	Player	Year	AB
1.	Gregg Wallis	2001	118
2.	Ray Daryabigi	1994	117
3.	Bryan Gant	1998	111
4.	Rod Daryabigi	1994	110
5.	Matt Fisher	1999	108
	Brian Lee	2001	108
7.	Mike Kunes	1998	106
	Bryan LaCour	1994	106
9.	Nestor Martinez	1990	104
10.	Mark Lopez	1993	103

RUNS

Rank	Player	Year	Runs
1.	Bryan Gant	1998	51
2.	Matt Cassel	1998	44
	Tom Morefield	1998	44
4.	Mitch Root	1991	41
	Tim Weigand	1997	41
6.	Rod Daryabigi	1994	39
	Bryan LaCour	1993	39
	Nestor Martinez	1990	39
	Gregg Wallis	2000	39
10.	Danny Eisenberg	1998	38
	Matt Fisher	1999	38
	Mark Lopez	1993	38
	Mike Wexler	1996	38

HITS

Rank	Player	Year	Hits
1.	Gregg Wallis	2001	53
2.	Bryan LaCour	1994	51

3.	Rod Daryabigi	1994	46
	Jason Dominguez	2002	46
	Bryan Gant	1998	46
6.	Ray Daryabigi	1994	45
	Mike Kunes	1998	45
8.	Matt Fisher	1998	44
	Nestor Martinez	1990	44
	Mitch Root	1991	44

DOUBLES

Rank	Player	Year	2B
1.	Bryan Gant	1998	17
2.	Bryan LaCour	1993	16
3.	Matt Fisher	1999	15
4.	Danny Eisenberg	1998	14
5.	Adam Pearlman	1991	13
6.	Matt Fisher	1998	12
	Nestor Martinez	1990	12
	Mike Wexler	1996	12
	Greg Wold	1997	12
10.	Jason Dominguez	2002	11
	Steve Kracow	1999	11
	Mike Kunes	1998	11
	Brian Lee	2002	11

TRIPLES

Rank	Player	Year	3B
1.	Matt Fisher	1998	6
2.	Mitch Root	1990	5
3.	Jared Halpert	2001	4
	Tony Montiel	1993	4
	Mike Muir	1991	4
	Jason Spector	1999	4
	Jon Tucker	1995	4

HOME RUNS

Rank	Player	Year	HR
1.	Tom Morefield	1998	11
2.	Jason Dominguez	2002	8
	Danny Phillips	1996	8
4.	Matt Cassel	1998	7
	Brian Lee	2001	7
	Tom Morefield	1997	7
	Mitch Root	1991	7
	Scott Sellz	1999	7
	Jason Spector	1999	7
10.	Matt Fisher	2000	6
	Jared Halpert	2001	6

RUNS BATTED IN

Rank	Player	Year	RBI
1.	Tom Morefield	1998	46
2.	Matt Fisher	1998	45
3.	Matt Cassel	1998	42
4.	Bryan LaCour	1994	41
5.	David Sark	1997	40
6.	Jason Dominguez	2002	38
7.	Danny Eisenberg	1998	37
	Matt Fisher	2000	37
	Mike Kunes	1998	37
	Greg Wold	1997	37

BASES ON BALLS

Rank	Player	Year	BB
1.	Mike Mancuso	1990	32
2.	Rodney Bloom	1990	28
3.	Scott Carpenter	1990	27
4.	Reed McMackin	1990	26
5.	Tony Montiel	1993	25
	Tom Morefield	1998	25
7.	Danny Eisenberg	1998	24
	Bryan LaCour	1994	24
9.	Matt Cassel	1998	22
	Danny Eisenberg	1997	22
	Mitch Root	1990	22
10.	Brian Lee	2001	21

STOLEN BASES

Rank	Player	Year	SB
1.	Bryan Gant	1998	27
2.	Bryan LaCour	1994	17
3.	Tim Weigand	1997	16
4.	Tom Morefield	1998	14
	Chad Redfern	1999	14
6.	Joe Tillmon	1996	12
	Thurman Williams	1991	12
8.	Bryan Gant	1997	11
	Mark Lopez	1993	11
	Gregg Wallis	2001	11

Record Book

RESULTS **1990-2002**

TOTAL BASES

Rank	Player	Year	TB
1.	Tom Morefield	1998	90
2.	Matt Fisher	1998	83
3.	Jason Dominguez	2002	81
4.	Bryan Gant	1998	77
5.	Mitch Root	1991	76
6.	Matt Fisher	1999	73
	Brian Lee	2001	73
8.	Matt Cassel	1998	72
	Bryan LaCour	1993	72
	Gregg Wallis	2001	72

BATTING AVERAGE

(Minimum 60 plate appearances)

Rank	Player	Year	Avg.
1.	Mitch Root	1991	.506
2.	Steve Kracow	1999	.493
3.	Bryan LaCour	1994	.481
4.	Jason Dominguez	2002	.465
5.	David Sark	1997	.456
6.	Tom Morefield	1997	.455
7.	Tom Morefield	1998	.453
	Thurman Williams	1991	.453
9.	Tim Weigand	1997	.452
10.	Gregg Wallis	2001	.449

SLUGGING PERCENTAGE

Rank	Player	Year	Pct.
1.	Tom Morefield	1997	.945
2.	Tom Morefield	1998	.883
3.	Matt Fisher	2000	.882
4.	Matt Fisher	1998	.874
5.	Mitch Root	1991	.873
6.	Greg Wold	1997	.821
7.	Jason Dominguez	2002	.818
8.	Danny Phillips	1996	.812
9.	Bryan LaCour	1993	.774
10.	Steve Kracow	1999	.760

ON-BASE PERCENTAGE

(1990-1993 not available)

Rank	Player	Year	Pct.
1.	Tom Morefield	1998	.636
2.	Danny Eisenberg	1997	.621
	Greg Wold	1997	.621
4.	Danny Phillips	1996	.604
5.	Bryan LaCour	1994	.586
6.	Charles Kenny	1999	.580
7.	Bryan Gant	1997	.558
8.	Matt Cassel	1998	.556
9.	Matt Fisher	1998	.554
	Nathan Frost	1997	.554
	Tom Morefield	1997	.554
	Joe Tillmon	1996	.554

SACRIFICES

(1990-1993 not available)

Rank	Player	Year	Sac
1.	Brett Munster	2001	7
2.	Ray Daryabigi	1994	6
	Danny Dominguez	2000	6
	Fred Farzaneh	1995	6
5.	Micah Berger	1996	5
	Willie Cabrera	2002	5
	Rod Daryabigi	1994	5
	Jason Dominguez	2002	5
	Matt Evanson	1996	5
	Jared Halpert	2001	5
	Brett Munster	2002	5
	Bryan Petersen	2002	5
	David Sark	1996	5
	Tim Weigand	1997	5

Individual Season Pitching Records

WINS

Rank	Player	Year	Wins
1.	Joe Guntz	2001	14
2.	Mike Kunes	1999	13
3.	Jim DeBiase	1993	12
	Mike Kunes	1998	12
	Reed McMackin	1990	12
6.	Joe Guntz	2000	11
7.	Justin Cassel	2002	10
	Jim DeBiase	1994	10
	Ismael Marin	1997	10
10.	Sean Richards	2000	9

WINNING PERCENTAGE

(Minimum 8 decisions)

Rank	Player	Year	Pct.
1.	Joe Guntz (14-0)	2001	1.000
	Joe Guntz (11-0)	2000	1.000
	Ryan Robbins (8-0)	1999	1.000
4.	Mike Kunes (13-1)	1999	.929
5.	Jim DeBiase (10-1)	1994	.909
	Ismael Marin (10-1)	1997	.909
7.	Mike Kunes (12-2)	1998	.857
	Reed McMackin (12-2)	1990	.857
9.	Justin Cassel (10-2)	2002	.833
10.	Ismael Marin (9-2)	1998	.818
	Sean Richards (9-2)	2000	.818

SAVES

Rank	Player	Year	SV
1.	Eric Holliday	1992	4
	Mitch Root	1990	4
	Greg Wold	1997	4
4.	Sean Richards	2001	3
5.	Justin Cassel	2000	2
	Mark Lopez	1993	2
	Brandon Nickens	1991	2
	Ricky Staves	1992	2

INNINGS PITCHED

Rank	Player	Year	IP
1.	Mike Kunes	1998	98.2
2.	Jim DeBiase	1993	96.2
3.	Joe Guntz	2001	87.1
4.	Joe Guntz	2002	85
5.	Reed McMackin	1990	84.2
6.	Jim DeBiase	1994	83.1
	Mike Kunes	1999	83.1
8.	Joe Guntz	2000	81
9.	Justin Cassel	2002	71.1
	Andrew Silver	1996	66
10.	Greg Wold	1997	66

STRIKEOUTS

Rank	Player	Year	SO
1.	Mike Kunes	1999	91
2.	Jim DeBiase	1994	88
3.	Mike Kunes	1998	82
4.	Justin Cassel	2002	80
	Joe Guntz	2001	80
6.	Joe Guntz	2002	74
7.	Reed McMackin	1990	73
8.	Joe Guntz	2000	67
9.	Jim DeBiase	1993	58
10.	Greg Wold	1997	57

EARNED-RUN AVERAGE

(Minimum 50 innings pitched)

Rank	Player	Year	ERA
1.	Brandon Nickens	1991	1.21
2.	Joe Guntz	2001	1.28
3.	Fred Farzaneh	1995	1.74
4.	Mike Kunes	1998	1.77
5.	Oscar Bocanegra	1994	1.81
6.	Justin Cassel	2002	1.86
7.	Reed McMackin	1990	1.98
8.	Greg Wold	1996	2.05
9.	Harry Kenoi	1993	2.20
10.	Andrew Silver	1996	2.23

GAMES PITCHED

Rank	Player	Year	GP
1.	Jim DeBiase	1993	16
	Mike Kunes	1999	16
3.	Mike Kunes	1998	15
	Reed McMackin	1990	15
	Greg Wold	1997	15
6.	Oscar Bocanegra	1994	14
	Jim DeBiase	1994	14
	Joe Guntz	2001	14
	Anthony Moreno	1991	14
	Sean Richards	2001	14

GAMES STARTED

Rank	Player	Year	GS
1.	Jim DeBiase	1993	15
	Reed McMackin	1990	15
3.	Jim DeBiase	1994	14
4.	Joe Guntz	2001	13
	Mike Kunes	1998	13
6.	Joe Guntz	2000	12

	Joe Guntz	2002	12
	Mike Kunes	1999	12
	Brandon Nickens	1992	12
10.	Justin Cassel	2002	11
	Ismael Marin	1997	11

COMPLETE GAMES

Rank	Player	Year	CG
1.	Joe Guntz	2001	12
	Mike Kunes	1998	12
3.	Joe Guntz	2000	11
	Mike Kunes	1999	11
5.	Joe Guntz	2002	9
6.	Justin Cassel	2002	8
	Jim DeBiase	1993	8
	Jim DeBiase	1994	8
9.	Reed McMackin	1990	7
10.	Sean Richards	2000	6
	Ryan Robbins	1999	6
	Scott Sellz	1999	6
	Greg Wold	1996	6

SHUTOUTS

Rank	Player	Year	SHO
1.	Reed McMackin	1990	4
2.	Justin Cassel	2002	3
	Joe Guntz	2001	3
	Mike Kunes	1998	3
	Brandon Nickens	1991	3
6.	Jim DeBiase	1994	2
	Joe Guntz	2000	2
	Harry Kenoi	1993	2
	Ismael Marin	1997	2
	Greg Wold	1996	2

Career Batting

Rank	Player	AB
1.	Matt Fisher	354
2.	Brian Lee	287
3.	Jared Halpert	274
4.	Ryan Barba	248
5.	Ray Daryabigi	242
6.	Rod Daryabigi	240
7.	Bryan LaCour	234
8.	Danny Phillips	215
	Gregg Wallis	215
10.	Bryan Gant	209

RUNS

Rank	Player	Runs
1.	Matt Fisher	117
2.	Brian Lee	97
3.	Bryan Gant	85
4.	Bryan LaCour	84
5.	Mitch Root	78
6.	Gregg Wallis	74
7.	Matt Cassel	73
8.	Ryan Barba	71
9.	Ray Daryabigi	70
10.	Mark Lopez	68

HITS

Rank	Player	Hits
1.	Matt Fisher	143
2.	Brian Lee	117
3.	Bryan LaCour	106
4.	Ryan Barba	95
	Jared Halpert	95
6.	Gregg Wallis	90
7.	Bryan Gant	88
8.	Ray Daryabigi	85
9.	Mike Kunes	83
10.	Mitch Root	82

DOUBLES

Rank	Player	2B
1.	Matt Fisher	41
2.	Bryan LaCour	27
3.	Brian Lee	26
4.	Bryan Gant	25
5.	Jared Halpert	23
6.	Ryan Barba	22
	Danny Phillips	22
8.	Greg Wold	21
9.	Gregg Wallis	19
10.	Mike Kunes	18

TRIPLES

Rank	Player	3B
1.	Matt Fisher	9
2.	Mitch Root	8
3.	Mark Lopez	7
	Nestor Martinez	7
5.	Jared Halpert	6
6.	Bryan LaCour	5
	Brian Lee	5
	Tony Montiel	5
9.	Bryan Gant	4
	Brandon Murphy	4
	Jon Tucker	4
	Tim Weigand	4

HOME RUNS

Rank	Player	HR
1.	Tom Morefield	18
2.	Matt Fisher	16
3.	Brian Lee	13
4.	Jared Halpert	12
5.	Matt Cassel	10
	Danny Phillips	10
	Mitch Root	10
8.	Jason Dominguez	9
9.	Ryan Barba	8
	Mike Kunes	8

RUNS BATTED IN

Rank	Player	RBI
1.	Matt Fisher	129
2.	Jared Halpert	86
3.	Brian Lee	83
4.	Bryan LaCour	73
	Tom Morefield	73
6.	Matt Cassel	72
7.	Mike Kunes	70
8.	Tony Montiel	65
	Mitch Root	65
	Greg Wold	65

BASES ON BALLS

Rank	Player	BB
1.	Matt Fisher	47
2.	Danny Eisenberg	46
	Bryan LaCour	46
4.	Ryan Barba	44
	Brian Lee	44
6.	Mark Lopez	42
7.	Tony Montiel	41
	Mitch Root	41
9.	Scott Carpenter	38
	Matt Cassel	38
	Ray Daryabigi	38
	Joe Tillmon	38

STOLEN BASES

Rank	Player	SB
1.	Bryan Gant	38
2.	Matt Fisher	30
3.	Bryan LaCour	24
4.	Gregg Wallis	21
5.	Ryan Barba	20
	Chad Redfern	20
	Joe Tillmon	20
	Tim Weigand	19
9.	Jason Dominguez	17
10.	Mark Lopez	16

TOTAL BASES

Rank	Player	TB
1.	Matt Fisher	240
2.	Brian Lee	192
3.	Jared Halpert	166
4.	Bryan LaCour	157
5.	Tom Morefield	144
6.	Ryan Barba	143
7.	Mitch Root	137
8.	Bryan Gant	129
	Mike Kunes	129
10.	Matt Cassel	124

BATTING AVERAGE

(Minimum 100 plate appearances)

Rank	Player	Avg.
1.	Bryan LaCour	.453
2.	Mitch Root	.443
3.	Tom Morefield	.442

4.	Tim Weigand	.423
5.	Bryan Gant	.421
6.	Gregg Wallis	.418
7.	Matt Cassel	.411
	Mike Kunes	.411
9.	Jason Dominguez	.410
10.	Brian Lee	.408

SLUGGING PERCENTAGE

(Minimum 100 plate appearances)

Rank	Player	Pct.
1.	Tom Morefield	.906
2.	Mitch Root	.740
3.	Jason Spector	.701
4.	Jon Tucker	.699
5.	Matt Fisher	.686
6.	Matt Cassel	.681
7.	Bryan LaCour	.680
8.	Brian Lee	.669
9.	Jason Dominguez	.661
10.	Danny Eisenberg	.655

ON-BASE PERCENTAGE

(Minimum 100 plate appearances)

Rank	Player	Pct.
1.	Tom Morefield	.537
2.	Matt Cassel	.511
3.	Danny Eisenberg	.506
4.	Tim Weigand	.505
5.	Bryan Gant	.502
6.	Joe Tillmon	.491
7.	Brian Lee	.490
8.	Gregg Wallis	.488
9.	Mike Kunes	.485
10.	Ryan Barba	.482

SACRIFICES

Rank	Player	Sac
1.	Matt Fisher	12
	Brett Munster	12
3.	Jared Halpert	10
4.	Rod Daryabigi	9
	Danny Dominguez	9
	Jason Dominguez	9
7.	Ryan Barba	8
8.	Matt Cassel	7
	Brian Lee	7
	David Sark	7
	Tim Weigand	7

Career Pitching

WINS

Rank	Player	Wins
1.	Joe Guntz	33
2.	Mike Kunes	25
3.	Jim DeBiase	22
4.	Ismael Marin	19
5.	Justin Cassel	18
6.	Sean Richards	15
7.	Greg Wold	14
8.	Brandon Nickens	13
9.	Harry Kenoi	12
	Reed McMackin	12

WINNING PERCENTAGE

(Minimum 16 decisions)

Rank	Player	Pct.
1.	Joe Guntz (33-3)	.917
2.	Mike Kunes (25-3)	.893
3.	Ismael Marin (19-3)	.864
4.	Justin Cassel (18-4)	.818
5.	Jim DeBiase (22-5)	.815
6.	Brandon Nickens (13-5)	.722
7.	Harry Kenoi (12-5)	.706
8.	Greg Wold (14-7)	.667

SAVES

Rank	Player	SV
1.	Eric Holliday	4
	Mitch Root	4
	Greg Wold	4
4.	Sean Richards	3
5.	Seven tied with	2

INNINGS PITCHED

Rank	Player	IP
1.	Joe Guntz	253.1
2.	Mike Kunes	188

3.	Jim DeBiase	179.2
4.	Justin Cassel	155
5.	Greg Wold	141.1
6.	Ismael Marin	120.1
7.	Brandon Nickens	115.2
8.	Harry Kenoi	114.2
9.	Sean Richards	106
10.	Oscar Bocanegra	98.1

STRIKEOUTS

Rank	Player	SO
1.	Joe Guntz	231
2.	Mike Kunes	177
3.	Jim DeBiase	146
4.	Justin Cassel	141
5.	Greg Wold	110
6.	Harry Kenoi	89
7.	Brandon Nickens	88
8.	Reed McMackin	73
9.	Sean Richards	72
	Scott Selz	72

EARNED-RUN AVERAGE

(Minimum 80 innings pitched)

Rank	Player	ERA
1.	Reed McMackin	1.98
2.	Brandon Nickens	2.12
3.	Joe Guntz	2.16
4.	Oscar Bocanegra	2.21
	Andrew Silver	2.21
6.	Mike Kunes	2.23
7.	Jim DeBiase	2.42
8.	Scott Selz	2.65
9.	Ismael Marin	2.68
10.	Harry Kenoi	2.69

GAMES PITCHED

Rank	Player	GP
1.	Joe Guntz	41
2.	Mike Kunes	33
	Greg Wold	33
4.	Justin Cassel	32
5.	Jim DeBiase	30
6.	Sean Richards	27
7.	Harry Kenoi	25
	Brandon Nickens	25
9.	Oscar Bocanegra	23
	Ismael Marin	23

GAMES STARTED

Rank	Player	GS
1.	Joe Guntz	37
2.	Jim DeBiase	29
3.	Mike Kunes	26
4.	Justin Cassel	23
	Ismael Marin	23
6.	Brandon Nickens	20
7.	Sean Richards	18
	Greg Wold	18
9.	Harry Kenoi	17
10.	Oscar Bocanegra	18

COMPLETE GAMES

Rank	Player	CG
1.	Joe Guntz	32
2.	Mike Kunes	23
3.	Jim DeBiase	16
4.	Justin Cassel	12
5.	Sean Richards	11
6.	Ismael Marin	10
7.	Brandon Nickens	9
8.	Harry Kenoi	8
	Scott Selz	8
	Greg Wold	8

SHUTOUTS

Rank	Player	SHO
1.	Joe Guntz	7
2.	Justin Cassel	4
	Mike Kunes	4
	Reed McMackin	4
	Brandon Nickens	4
6.	Jim DeBiase	3
	Ismael Marin	3
9.	Greg Wold	3
	Several with	2

Year-by-Year

RESULTS **1990-2002**

1990 24-5-1, 12-4-1 SECOND

Date	Opponent	Win/Loss	Score
3/2	Rio Mesa #	W	6-5
3/3	Venice #	W	22-5
3/6	at Loyola #	W	9-8
3/8	at Canoga Park *	W	11-2
3/9	at University #	W	6-4
3/10	vs. Camarillo #	W (f)	—
3/13	El Camino Real *	L	6-2
3/15	Taft *	W	6-0
3/20	Cleveland %	W	19-0
3/22	at Cleveland %	L	5-1
3/27	San Fernando %	L	9-2
3/29	at San Fernando %	T	8-8
4/3	Kennedy %	W	14-4
4/5	at Kennedy %	W	4-0
4/9	W. Springfield (Va.) ^	W	18-0
4/10	El Dorado ^	W	6-4
4/10	Fountain Valley ^	L	2-1
4/12	Mt. Carmel ^	W	6-5
4/18	Granada Hills %	W	5-0
4/19	at Granada Hills %	W	12-8
4/24	at El Camino Real *	W	9-3
4/26	El Camino Real *	L	11-8
5/1	at Taft *	W	12-0
5/4	Taft *	W	12-11
5/8	at Canoga Park *	W	13-3
5/10	Canoga Park *	W	5-2
5/18	Carson+	W	6-1
5/23	Palisades +	W	11-0
5/25	vs. Taft +	W	6-1
5/31	vs. El Camino Real +	W	3-2

Westside tournament
vs. Camarillo at UCLA
(f) forfeit victory
% Northwest Valley Conference
^ Far West Classic in Orange County
* West Valley League
+ City Section playoffs
vs. Taft at Birmingham High
vs. El Camino Real at Dodger Stadium

1991 18-7-1, 13-3-1 FIRST

Date	Opponent	Win/Loss	Score
3/5	Canyon #	L	7-6
3/7	at El Camino Real *	W	10-4
3/9	at Ventura #	W	15-6
3/11	Bell-Jeff #	W	10-2
3/12	at Taft *	W	11-6
3/14	Reseda *	W	17-0
3/16	Camarillo #	L	7-2
3/21	San Fernando %	W	5-4
3/25	at San Fernando %	W	5-4
3/28	at Kennedy %	L	4-3
4/2	at Granada Hills %	L	3-1
4/4	Granada Hills %	T	11-11
4/6	at Cleveland #	W	5-0
4/6	Birmingham #	W	7-2
4/8	Poly #	L	9-1
4/15	Kennedy %	L	9-6
4/17	at Cleveland %	W	7-4
4/19	Cleveland %	W	6-5
4/23	Taft *	W	13-0
4/25	at Taft *	W	14-0
4/30	Reseda *	W	13-3
5/3	at Reseda *	W	19-0
5/7	El Camino Real *	W	7-5
5/9	at El Camino Real *	W	2-0
5/15	Carson +	W	11-0
5/17	Poly +	L	17-1

Holt-Willis tournament
% Northwest Valley Conference
* West Valley League
+ City Section playoffs

1992 17-11, 11-6 FIRST

Date	Opponent	Win/Loss	Score
3/7	Canyon #	W	4-3 (8)
3/9	at Notre Dame #	W	3-2 (8)
3/11	Hueneme #	L	3-1
3/13	at Hart #	L	6-5
3/14	at University #	L	4-3
3/17	University ^	L	9-5
3/19	Sylmar ^	W	5-3
3/24	at Kennedy %	W	9-1
3/25	Kennedy %	L	10-8

3/30	Granada Hills %	W	4-1
4/2	at Granada Hills %	L	3-2 (8)
4/6	Cleveland %	L	8-3
4/8	at Cleveland %	L (f)	—
4/13	San Fernando %	W	2-0
4/15	at San Fernando %	L	3-2 (9)
4/20	at Reseda *	W	7-3
4/22	Reseda *	W	14-1
4/24	at Banning ^	W	8-0
4/27	at El Camino Real *	W	3-2
4/29	El Camino Real *	W	9-4
5/4	Taft *	W	11-4
5/6	at Taft *	L	11-8
5/11	at Reseda *	W	9-1
5/13	El Camino Real *	W	4-3
5/18	Taft *	W	5-3
5/26	Sylmar +	W	4-2
5/28	Venice +	W	7-4
6/1	at Poly +	L	3-2

Westside tournament
^ University High tournament
% Northwest Valley Conference
(f) forfeit loss
* West Valley League
+ City Section playoffs

1993 22-8, 12-5 SECOND

Date	Opponent	Win/Loss	Score
3/5	at Alemany #	W	12-7
3/6	at Montclair Prep #	L	10-8
3/9	Channel Islands #	W	13-2
3/11	Beverly Hills #	W	6-5
3/13	vs. Taft #	L	9-2
3/16	at Granada Hills %	W	12-2
3/18	Granada Hills %	W	10-9
3/23	at Cleveland %	W	12-1
3/30	at San Fernando %	W	13-3
3/31	San Fernando %	W	10-0
4/1	Cleveland %	W	6-4
4/3	vs. St. Francis ^	W	14-0
4/5	vs. Alemany ^	W	3-1
4/6	vs. Irvine University ^	W	5-1
4/7	vs. Newbury Park ^	W	8-3
4/13	Kennedy %	L	7-4
4/15	at Kennedy %	L	2-1 (11)
4/20	El Camino Real *	L	10-3
4/22	at El Camino Real *	L	6-0
4/27	Taft *	W	5-4
4/29	at Taft *	W	6-4
5/4	Reseda *	W	6-1
5/6	at Reseda *	W	6-0
5/11	at El Camino Real *	L	7-2
5/14	at Taft *	W	4-3 (10)
5/18	Reseda *	W	13-2
5/25	Venice +	W	10-0
5/27	at Sylmar +	W	4-1
6/1	vs. Taft +	W	17-1
6/3	vs. El Camino Real +	L	7-6

Westside tournament
vs. Taft at UCLA
% Northwest Valley Conference
^ Babe Herman tournament in Glendale
* West Valley League
+ City Section playoffs
vs. Taft at Pierce College
vs. El Camino Real at Dodger Stadium

1994 28-5, 16-1 FIRST

Date	Opponent	Win/Loss	Score
3/4	Notre Dame #	W	4-3
3/5	at Ventura #	W	8-1
3/8	at Canyon #	L	7-5
3/10	Buena #	L	5-3
3/12	Chaminade #	W	6-5
3/15	University ^	W	9-0
3/17	Bell ^	W	8-7
3/18	Roosevelt ^	W	14-5
3/22	Cleveland %	W	2-1
3/31	vs. Boulder City (NV) \$	W	4-0
4/1	vs. Sylmar #	L	7-6
4/1	vs. West Jordan (Utah) \$	W	10-9
4/2	vs. Olympus (Utah) \$	W	10-1
4/5	San Fernando %	W	11-5
4/7	at San Fernando %	W	9-3
4/8	at Cleveland %	W	4-2 (8)
4/12	at Kennedy %	W	7-5
4/14	Kennedy %	W	6-5

4/19	Granada Hills %	W	3-2 (8)
4/21	at Granada Hills %	W	8-6 (10)
4/28	at Taft *	W	10-3
4/29	Taft *	W	12-1
5/3	at Reseda *	W	18-6
5/5	Reseda *	W	7-2
5/10	at El Camino Real *	W	4-3
5/12	El Camino Real *	L	2-0
5/19	at Reseda *	W	16-5
5/20	Taft *	W	8-7 (8)
5/24	El Camino Real *	W	9-2
5/27	Grant +	W	3-0
6/1	Birmingham +	W	11-10
6/3	vs. Taft +	W	5-0
6/6	vs. El Camino Real +	L	7-6 (9)

Westside tournament
^ Sylmar tournament
% Northwest Valley Conference
\$ Las Vegas Bishop Gorman tournament
* West Valley League
+ City Section playoffs
vs. Taft at Pierce College
vs. El Camino Real at Dodger Stadium

1995 17-10, 11-6 FIRST

Date	Opponent	Win/Loss	Score
3/4	at Rio Mesa #	L	8-7
3/8	Camarillo #	W	8-7
3/9	at Montclair Prep	W	11-2
3/14	at San Fernando %	W	13-1
3/16	San Fernando %	W	12-3
3/27	Kennedy %	W	8-2
3/28	at Granada Hills %	L	8-4
3/30	Granada Hills %	W	5-2
4/1	Calabasas #	L	14-4
4/3	at Kennedy %	L	16-12
4/4	at Cleveland %	W	6-4
4/6	Cleveland %	W	2-1
4/13	vs. Western (Las Vegas) ^	W	7-3
4/13	vs. Lehi ^	W	8-3
4/14	Calabasas #	L	6-2
4/15	Little Rock #	W	4-2
4/18	Birmingham *	L	3-2
4/20	at Birmingham *	L	4-3
4/25	El Camino Real *	L	6-2
4/27	at El Camino Real *	L	4-3 (8)
5/2	Taft *	W	8-0
5/4	at Taft *	W	6-3
5/9	Birmingham *	W	10-3
5/11	at El Camino Real *	W	3-0 (9)
5/16	at Taft *	W	7-1
5/23	San Pedro +	W	4-1
5/25	Banning +	L	6-3

Westside tournament
% Northwest Valley Conference
^ Las Vegas Bishop Gorman tournament
* West Valley League
+ City Section playoffs

1996 22-7, 11-6 FIRST

Date	Opponent	Win/Loss	Score
3/1	at St. Monica #	W	7-1
3/2	at Camarillo #	W	6-1
3/6	Rio Mesa #	W	19-0
3/7	Channel Islands #	W	11-1
3/9	at Buena #	W	4-1
3/11	at Kennedy %	L	8-7
3/15	Kennedy %	L	12-4
3/18	Granada Hills %	L	4-1
3/20	at Granada Hills %	W	10-0
3/25	Cleveland %	W	9-0
3/27	at Cleveland %	W	5-4
4/2	San Fernando %	W	7-4 (9)
4/3	at San Fernando %	L	5-3
4/4	St. Joseph's ^	W	8-2
4/5	Viewmont ^	W	15-9
4/6	Wood River (Utah) ^	W	13-0
4/6	San Geronio ^	W	13-1
4/15	at El Camino Real *	L	5-2
4/17	El Camino Real *	W	5-1
4/22	at Taft *	W	16-4
4/24	Taft *	W	19-0
4/29	at Birmingham *	W	15-3
5/1	Birmingham *	W	10-0
5/6	El Camino Real *	L	3-1
5/8	Taft *	W	7-1
5/13	at Birmingham *	W	7-1

1990-2002 RESULTS

Year-by-Year

5/21	University +	W	6-5
5/23	at Carson +	W	6-4
5/28	vs. Poly +	L	6-4

Westside tournament
% Northwest Valley Conference
^ Las Vegas Bishop Gorman tournament
* West Valley League
+ City Section playoffs
vs. Poly at Pierce College

1997	20-9, 13-4	FIRST	
Date	Opponent	Win/Loss	Score
3/7	at Buena #	L	8-2
3/7	Loyola #	L	11-4
3/11	at University #	L	4-3 (8)
3/13	at Hueneme #	W	10-1
3/15	Hawthorne #	W	11-7
3/18	at Granada Hills %	W	17-4
3/20	Granada Hills %	W	7-2
3/27	East (Las Vegas) ^	W	18-4
3/27	Ramona ^	W	11-0
3/28	Rancho (Las Vegas) ^	W	3-2
3/29	Loara ^	L	6-2
4/1	at Cleveland %	L	12-0
4/3	Cleveland %	W	7-3
4/8	at San Fernando %	W	5-4
4/10	San Fernando %	W	21-5
4/15	Kennedy %	W	12-1
4/16	at El Camino Real *	L	13-4
4/17	at Kennedy %	L	4-3
4/22	Taft *	W	8-2
4/24	at Taft *	W	10-2
4/29	Birmingham *	W	8-0
5/1	at Birmingham *	W	7-0
5/6	El Camino Real *	W	9-4
5/8	at El Camino Real *	L	12-11
5/13	at Taft *	W	18-10
5/15	Birmingham *	W	11-1
5/20	Reseda +	W	16-9
5/22	Cleveland +	W	9-5
5/27	vs. El Camino Real +	L	9-6

Westside tournament
% Northwest Valley Conference
^ Las Vegas Bishop Gorman tournament
* West Valley League
+ City Section playoffs
vs. El Camino Real at Pierce College

1998	29-4, 15-2	FIRST	
Date	Opponent	Win/Loss	Score
3/5	Rio Mesa #	W	6-0
3/9	at Saugus #	W	9-3
3/10	Aleman #	W	11-5
3/12	at Camarillo #	W	13-6
3/14	vs. Sylmar #	W	10-0
3/17	Cleveland %	W	7-1
3/19	at Cleveland %	W	8-2
3/24	San Fernando %	W	13-5
3/26	at San Fernando %	W	15-3
4/2	Kennedy %	L	11-8
4/3	at Kennedy %	W	14-4
4/4	Culver City \$	W	11-1
4/6	vs. University \$	W	14-4
4/7	at Grant \$	W	23-0
4/9	Notre Dame ^	L	6-5
4/10	Olympus (Utah) ^	W	11-2
4/11	Bonanza (Las Vegas) ^	W	5-4
4/11	Ramona ^	W	13-2
4/14	Granada Hills %	W	7-2
4/16	at Granada Hills %	W	3-0
4/21	at Birmingham *	W	9-1
4/23	Birmingham *	W	13-1
4/28	at El Camino Real *	W	8-6
4/30	El Camino Real *	W	8-0
5/7	Taft *	W	10-2
5/8	at Taft *	L	2-0
5/18	at Birmingham *	W	16-0
5/20	El Camino Real *	W	14-4
5/21	Taft *	W	16-5
5/29	Van Nuys +	W	8-0
6/2	Monroe +	W	9-7
6/4	vs. Kennedy +	W	5-2
6/11	vs. El Camino Real +	L	5-2

Westside tournament
% Northwest Valley Conference
\$ Kennedy tournament
vs. University at Loyola Marymount

^ Las Vegas Bishop Gorman tournament
* West Valley League
+ City Section playoffs
vs. Kennedy at Pierce College
vs. El Camino Real at Dodger Stadium

1999	27-3, 16-1	FIRST	
Date	Opponent	Win/Loss	Score
3/5	at Palisades #	W	13-1
3/6	Bishop Montgomery #	W	6-1
3/9	at Camarillo #	W	5-2
3/11	Rio Mesa #	L	13-1
3/13	at Saugus #	W	16-3
3/16	at San Fernando %	W	9-0
3/18	San Fernando %	W	5-2
3/23	Kennedy %	W	10-8
4/1	Hillcrest (Utah) ^	W	12-10
4/1	Eldorado (Las Vegas) ^	W	13-0
4/2	Bonanza (Las Vegas) ^	L	15-3
4/3	Sylmar ^	W	12-3
4/8	Granada Hills %	W	6-5
4/14	at Cleveland %	W	4-3
4/15	Cleveland %	W	7-3
4/19	Kennedy %	W	4-1
4/20	El Camino Real *	W	8-4
4/22	at El Camino Real *	L	9-6
4/27	Taft *	W	12-2
4/29	at Taft *	W	10-1
4/30	at Granada Hills %	W	9-1
5/4	Birmingham *	W	8-1
5/6	at Birmingham *	W	9-2
5/11	at El Camino Real *	W	17-3
5/13	at Taft *	W	9-1
5/18	Birmingham *	W	12-2
5/25	San Pedro +	W	13-1
5/27	Roosevelt +	W	5-4
6/1	vs. South Gate +	W	12-2
6/3	vs. Poly +	W	17-7

Westside tournament
% Northwest Valley Conference
^ Las Vegas Bishop Gorman tournament
* West Valley League
+ City Section playoffs
vs. South Gate at Birmingham High
vs. Poly at Dodger Stadium

2000	25-2-1, 15-0	FIRST	
Date	Opponent	Win/Loss	Score
3/3	Hueneme #	W	4-2
3/4	at Hart #	W	8-3
3/7	Beverly Hills #	W	5-1
3/9	Newbury Park #	W	12-1
3/11	vs. Calabasas #	W	9-5
3/14	at Carson	L	12-3
3/16	Kennedy	T	5-5
3/21	Birmingham *	W	11-3
3/23	at Birmingham *	W	8-1
3/28	Cleveland *	W	11-4
3/30	at Cleveland *	W	5-1
4/4	at Granada Hills *	W	12-1
4/6	Granada Hills *	W	10-0
4/11	Taft *	W	23-7
4/13	at Taft *	W	13-0
4/20	Santa Monica ^	W	8-6
4/21	Bishop Gorman (LV) ^	W	11-5
4/22	Pleasant Grove (Utah) ^	W	15-9
4/22	San Fernando ^	W	8-4
4/25	at El Camino Real *	W	7-3
4/27	El Camino Real *	W	7-4
5/2	Birmingham *	W	7-3
5/4	Cleveland *	W	3-0
5/9	at Granada Hills *	W	9-6
5/11	Taft *	W	13-3
5/16	at El Camino Real *	W	3-1
5/26	Grant +	W	4-2
5/31	Kennedy +	L	11-4

Westside tournament
vs. Calabasas at Redondo High
^ Las Vegas Bishop Gorman tournament
* West Valley League
+ City Section playoffs

2001	31-2, 13-2	FIRST	
Date	Opponent	Win/Loss	Score
3/2	Oxnard #	W	7-6
3/3	Palisades #	W	22-1
3/7	at Santa Monica #	W	6-3

3/9	at Royal #	W	4-2
3/10	vs. Sylmar #	W	8-5
3/13	at Carson	W	5-4
3/15	at Kennedy	W	6-4
3/17	at Verdugo Hills ~	W	17-3
3/20	at Cleveland *	W	3-2
3/22	Cleveland *	W	6-0
3/24	Grant ~	W	8-0
3/27	Granada Hills *	W	6-2
3/29	at Granada Hills *	W	10-3
4/3	at Taft *	W	15-3
4/5	Taft *	W	16-2
4/6	Marshall ~	W	12-1
4/12	Jordan (Utah) ^	W	1-0
4/13	Chaparral (Las Vegas) ^	W	5-4 (11)
4/14	Orange ^	W	6-0
4/14	Arapahoe (Colo.) ^	W	6-0
4/17	El Camino Real *	W	5-1
4/19	at El Camino Real *	W	9-8
4/24	Birmingham *	W	6-5
4/27	at Birmingham *	L	5-1
5/1	at Cleveland *	W	3-2
5/3	Granada Hills *	L	11-2
5/8	at Taft *	W	14-9
5/10	El Camino Real *	W	12-2
5/15	Birmingham *	W	11-1
5/25	University +	W	4-0
5/29	Narbonne +	W	2-1
5/31	vs. Banning +	W	4-0
6/5	vs. Roosevelt +	W	2-1

Westside tournament
vs. Sylmar at Redondo High
~ Chatsworth High tournament
* West Valley League
^ Las Vegas Bishop Gorman tournament
+ City Section playoffs
vs. Banning at Birmingham High
vs. Roosevelt at Dodger Stadium

2002	25-6, 8-5		THIRD
Date	Opponent	Win/Loss	Score
3/1	vs. Chaminade #	W	6-3
3/2	at Channel Islands #	W	6-0
3/5	Culver City #	W	11-1
3/7	Hart #	W	3-2
3/9	vs. Saugus #	W	5-0
3/13	Carson	W	3-2
3/14	Kennedy	W	6-1
3/16	San Fernando ~	W	6-3
3/18	at Granada Hills *	W	10-4
3/20	Granada Hills *	W	12-2
3/27	Brighton (Utah) ^	W	4-0
3/28	Cimarron (Las Vegas) ^	W	7-1
3/28	Bishop Gorman (LV) ^	W	18-5
3/29	Palo Verde (Las Vegas) ^	W	13-10
4/1	Taft *	W	28-0
4/6	Granada Hills ~	W	11-1
4/13	Marshall ~	W	9-2
4/15	Birmingham *	W	5-3
4/17	at Taft *	W	15-1
4/19	at Birmingham *	L	5-4
4/22	Cleveland *	L	4-3
4/25	at Cleveland *	L	10-8
4/27	Cleveland ~	W	12-4
4/29	at Granada Hills *	W	3-2
5/1	Taft *	W	13-0
5/6	at El Camino Real *	L	4-3
5/9	Birmingham *	W	10-4
5/15	Cleveland *	L	4-3
5/24	Kennedy +	W	2-1
5/28	El Camino Real +	W	13-6
5/30	vs. Cleveland +	L	4-0

Westside tournament
vs. Chaminade at Pierce College
vs. Saugus at Loyola Marymount
~ Chatsworth High tournament
* West Valley League
^ Las Vegas Bishop Gorman tournament
+ City Section playoffs
vs. Cleveland at Pierce College

Year-by-Year

RESULTS 1990-2002

RECORD AGAINST OPPONENTS

1990-2002

Opponent	W	L	T	Opponent	W	L	T
Alemamy	3	0	0	Mt. Carmel	1	0	0
Arapahoe (Colorado)	1	0	0	Narbonne	1	0	0
Banning	2	1	0	Newbury Park	2	0	0
Bell	1	0	0	Notre Dame	2	1	0
Bell-Jeff	1	0	0	Olympus (Utah)	2	0	0
Beverly Hills	2	0	0	Orange	1	0	0
Birmingham	22	4	0	Oxnard	1	0	0
Bishop Gorman (Las Vegas)	2	0	0	Palisades	3	0	0
Bishop Montgomery	1	0	0	Palo Verde (Las Vegas)	1	0	0
Bonanza (Las Vegas)	1	1	0	Pleasant Grove (Utah)	1	0	0
Boulder City (Nevada)	1	0	0	Poly	1	4	0
Brighton (Utah)	1	0	0	Rancho (Las Vegas)	1	0	0
Buena	1	2	0	Ramona	2	0	0
Calabasas	1	2	0	Reseda	13	0	0
Camarillo	5	1	0	Rio Mesa	3	2	0
Canoga Park	3	0	0	Roosevelt	3	0	0
Canyon	1	2	0	Royal	1	0	0
Carson	5	1	0	San Fernando	18	3	1
Chaminade	2	0	0	San Geronio	1	0	0
Channel Islands	3	0	0	San Pedro	2	0	0
Chaparral (Las Vegas)	1	0	0	Santa Monica	2	0	0
Cimarron (Las Vegas)	1	0	0	Saugus	3	0	0
Cleveland	25	8	0	South Gate	1	0	0
Culver City	2	0	0	St. Francis	1	0	0
East (Las Vegas)	1	0	0	St. Joseph's	1	0	0
El Camino Real	25	18	0	St. Monica	1	0	0
Eldorado (Las Vegas)	1	0	0	Sylmar	6	1	0
El Dorado (Placentia)	1	0	0	Taft	40	3	0
Fountain Valley	0	1	0	University (Irvine)	1	0	0
Granada Hills	24	5	1	University (Los Angeles)	5	3	0
Grant	4	0	0	Van Nuys	1	0	0
Hart	2	1	0	Venice	3	0	0
Hawthorne	1	0	0	Ventura	2	0	0
Hillcrest (Utah)	1	0	0	Verdugo Hills	1	0	0
Hueneme	2	1	0	Viewmont	1	0	0
Jordan (Utah)	1	0	0	Western (Las Vegas)	1	0	0
Kennedy	14	11	1	West Jordan (Utah)	1	0	0
Lehi	1	0	0	West Springfield (Virginia)	1	0	0
Little Rock	1	0	0	Wood River (Utah)	1	0	0
Loara	0	1	0				
Loyola	1	1	0	Opponents	W	L	T
Marshall	2	0	0	vs. City Section	226	62	3
Monroe	1	0	0	vs. Southern Section	52	16	0
Montclair Prep	1	1	0	vs. Others	27	1	0

TEAM RECORDS

(1990-2002)

Consecutive victories (one season):	23	(2001)
Consecutive victories (overall):	26	(2001-2002)
Consecutive losses (one season):	4	(1992, 1993, 1995)
Consecutive losses (overall):	4	
Most runs scored in a game:	28	(vs. Taft, 4/1/02)
Most runs allowed in a game:	17	(vs. Poly, 5/17/91)

NO-HITTERS BY CHATSWORTH PITCHERS

4/3/93	Jim DeBiase (4 innings) and Kyle Reed (1 inning) 14-0 vs. St. Francis
4/7/98	Jason Renno (5-inning no-hitter) 23-0 at Grant
3/16/99	Scott Sellz 9-0 at San Fernando

TEAM SEASON RECORDS, YEAR-BY-YEAR

1990-2002

Year	AB	Runs	Hits	2B	3B	HR	RBI	BB	SB	Ave.
1990	854	243	277	41	18	8	201	207	55	.324
1991	743	209	241	36	15	17	189	132	40	.324
1992	710	147	217	26	7	6	131	145	27	.306
1993	842	220	268	47	11	11	180	168	34	.318
1994	957	243	322	54	9	6	215	161	53	.336
1995	722	164	210	49	10	9	140	110	33	.291
1996	819	240	286	67	6	21	223	119	43	.349
1997	842	253	317	66	11	25	227	105	70	.376
1998	935	324	355	92	19	36	302	160	88	.380
1999	838	273	328	78	12	39	251	142	55	.391
2000	746	238	279	62	11	23	219	111	44	.374
2001	875	244	312	63	15	23	229	157	41	.357
2002	840	252	313	76	13	25	230	124	58	.373

Year	Wins	Losses	Win Pct.	SV	IP	ERA	SO	BB	Shutouts
1990	24	5	.828	NA	205.0	2.87	170	123	7
1991	18	7	.720	3	176.2	3.05	136	123	7
1992	17	11	.607	6	186.2	2.70	134	94	2
1993	22	8	.733	2	205.0	2.63	117	122	4
1994	28	5	.848	1	237.1	2.36	200	121	4
1995	17	10	.630	2	184.2	2.73	163	95	1
1996	22	7	.759	1	197.0	2.31	114	65	6
1997	20	9	.690	5	194.0	4.12	147	85	3
1998	29	4	.879	0	216.0	2.33	172	65	7
1999	27	3	.900	3	196.0	3.07	179	86	2
2000	25	2	.926	3	183.0	3.40	132	98	3
2001	31	2	.939	3	224.0	2.25	194	109	7
2002	25	6	.807	2	206.2	2.64	201	54	5

Note: 1 tie each in 1990, 1991 and 2000
Bold face denotes team record

El Camino Real and Chatsworth battle for crown
By Gary Washburn
Daily News Staff Writer

Chancellors Best in West Valley After 14-4 Win
By ERIC SONDEHEIMER
TIMES STAFF WRITER

Chatsworth wins its third baseball title
CITY / From Page 1

Chatsworth takes control
By Heather Gripp
Staff Writer

CHATSWORTH ALUMNI IN COLLEGE BASEBALL

Year	Name	School
1972	Steve Wold	Cal State Northridge
1973	Bobby Mitchell	USC
1973	Greg Ris	USC
1976	Andre David	Cal State Fullerton
1977	John Stevenson	USC
1977	Brian David	Cal State Fullerton
1978	Jim Benedict	Arizona State
1978	Mike Mason	Loyola
1978	Mitch Graff	Cal State Northridge
1979	Bob Bronstema	UC Santa Barbara
1979	Mike Stevens	San Diego State
1979	Bill Thom	USC
1980	Craig Stevenson	USC
1981	Glen Braybooks	Cal State Fullerton
1981	Reggie Lambert	Loyola
1982	Larry Beinfest	Reno - Nevada
1984	Pete Kuld	Pepperdine
1986	Brent Ruedy	UC Davis
1988	Eric Johnson	Cal Lutheran
1988	Rex McMackin	UC Riverside
1988	David Waco	UC Santa Barbara
1988	Joel Wolfe	UCLA
1989	Pierre Amado	Cal State Northridge
1989	Jason Evans	California
1989	Vince Simili	UC Riverside
1989	Derek Wallace	Pepperdine
1990	Mike Mancuso	USC
1990	Reed McMackin	USC
1991	Mike Muir	Michigan
1991	Adam Pearlman	Pepperdine
1992	Brandon Nickens	Cal State Northridge
1992	David Stevenson	Cal State Northridge
1992	Jesse Yeomans	Cal State Northridge
1993	Mark Lopez	Pepperdine
1994	Bryan LaCour	UC Santa Barbara
1994	Jim DeBiase	Cal State Northridge
1996	Danny Phillips	Cal State Northridge
1997	David Sark	California
1998	Bryan Gant	Cal Poly SLO
1998	Tom Morefield	Cal State Northridge
1998	Kevin O'Hara	Chico State
1999	Mike Kunes	UCLA
1999	Chad Redfern	San Diego State
2000	Matt Fisher	UC Irvine
2000	Brett Munson	Cal State Stanislaus
2001	Gregg Wallis	UC Irvine
2002	Jared Halpert	Cal State Northridge
2002	Joe Guntz	Sacramento State
2002	Ryan Barba	New Mexico

CHATSWORTH PLAYERS IN PROFESSIONAL BASEBALL

Year	Name	Team
1966	Bruce Christensen (SS)	California Angels
1969	Dwight Evans (OF)	Boston Red Sox
1972	Richard Lashmet (SS)	Kansas City Royals
1973	Bobby Mitchell (OF)	Los Angeles Dodgers
1976	Andre David (OF)	Minnesota Twins
1977	Brian David (2B)	Seattle Mariners
1977	John Stevenson (SS)	San Diego Padres
1978	Jim Benedict (P)	Kansas City Royals
1980	Craig Stevenson (SS)	Houston Astros
1980	Gene Lambert (P)	San Francisco Giants
1980	Ty Vanburkleo (1B)	Milwaukee Brewers
1982	Brian Wood (P)	San Francisco Giants
1983	Sherman Webb (SS)	San Francisco Giants
1983	Keith Nicholson (P)	Detroit Tigers
1983	Steve Reed (P)	San Francisco Giants
1984	Pete Kuld (P)	San Diego Padres
1988	Joel Wolfe (OF)	Oakland A's
1989	Rich Aude (1B)	Pittsburgh Pirates
1989	Derek Wallace (P)	Chicago Cubs
1989	David Waco (2B)	California Angels
1991	Mitch Root (3B)	Chicago Cubs
1991	Thurman Williams (OF)	San Francisco Giants
1995	Jon Tucker (1B)	Los Angeles Dodgers
1996	Danny Phillips (OF)	Colorado Rockies
1999	Chad Redfern (P)	Atlanta Braves

& Awards

WEST VALLEY PLAYER OF THE YEAR


1969	Dwight Evans (OF)	1992	David Stevenson (1B)
1972	Steve Wold (P)	1994	Bryan LaCour (SS)
1977	John Stevenson (SS)	1997	Ismael Marin (P)
1981	Glen Braybrooks (P)	1998	Mike Kunes (P)
1982	Larry Beinfest (SS)	1999	Mike Kunes (P)
1983	Keith Nicholson (P)	2000	Matt Fisher (SS)
1988	Joel Wolfe (OF)	2001	Joe Guntz (P)
1991	Mitch Root (SS)		

LOS ANGELES CITY PLAYER OF THE YEAR


1983	Keith Nicholson	1998	Mike Kunes
1988	Joel Wolfe	1999	Mike Kunes
1990	Reed McMackin	2001	Joe Guntz

LOS ANGELES CITY COACH OF THE YEAR

1983	Bob Lofrano	1990	Tom Meusborn
------	-------------	------	--------------




Ross Liddell



Ren Lombardo



Evan Jachno



Nimish Patel



2003 Schedule



Art Cisneros

Sat.	Mar. 1	Alumni	12:00 P.M.
Fri.	Mar. 7	Bishop Montgomery#	3:00 P.M.
Sat.	Mar. 8	at Brentwood#	11:00 A.M.
Tue.	Mar. 11	Camarillo#	3:00 P.M.
Thu.	Mar. 13	TBA #	3:00 P.M.
Sat.	Mar. 15	TBA #	11:00 A.M.
Tue.	Mar. 18	at Carson	3:00 P.M.
Thu.	Mar. 20	at Kennedy	3:00 P.M.
Sat.	Mar. 22	Chaminade ~	11:00 A.M.
Tue.	Mar. 25	at Taft *	3:00 P.M.
Thu.	Mar. 27	Taft *	3:00 P.M.
Sat.	Mar. 29	Notre Dame ~	11:00 A.M.
Mon.	Mar. 31	El Camino Real *	3:00 P.M.
Thu.	Apr. 3	at El Camino Real *	3:00 P.M.
Sat.	Apr. 5	Highland ~	11:00 A.M.
Tue.	Apr. 8	at Birmingham *	3:00 P.M.
Thu.	Apr. 10	Birmingham *	3:00 P.M.
Mon.	Apr. 14	Mt. Carmel ^	3:00 P.M.
Tue.	Apr. 15	Coronado ^	12:00 P.M.
Tue.	Apr. 15	Sabirio ^	3:00 P.M.
Wed.	Apr. 16	TBA^	TBA
Mon.	Apr. 21	at Cleveland *	3:00 P.M.
Thu.	Apr. 24	Cleveland *	3:00 P.M.
Sat.	Apr. 26	TBA ~	11:00 A.M.
Tue.	Apr. 29	Granada Hills *	3:00 P.M.
Thu.	May 1	at Granada Hills *	3:00 P.M.
Mon.	May 5	at Taft *	3:00 P.M.
Thu.	May 8	El Camino Real *	3:00 P.M.
Tue.	May 13	at Birmingham *	3:00 P.M.
Thu.	May 15	at Cleveland *	3:00 P.M.
Tue.	May 20	Granada Hills *	3:00 P.M.

- # Westside tournament
- ~ Chatsworth tournament
- * West Valley League
- ^ Spring Bash tournament

Game times and sites subject to change. Home games bold.



Chris Fredericks